

VTD SERIES



The Veris VTD Series are multi-function time delay relays equipped with an external control switch input and designed for easy socket/DIN mounting. The VTD2P-F50 includes five functions shown at left, while the VTD1P-UNI and VTD2P-UNI include the same five as the VTD2P-F50 plus five more, for the most versatile relay available. Save inventory costs by purchasing one relay for all the functions you need.

SPECIFICATIONS

Operating Range	85% to 110% of nominal voltage
Drop-Out Voltage Threshold	15% of nominal voltage
Expected Relay Life	Electrical (resistive @ rated current) 100,000 cycles; Mechanical (unpowered) 10,000,000 cycles
Dielectric Strength	1000 Vac RMS
Operating Temp Range	-20 to 55 °C (-4 to 131 °F)

WARRANTY

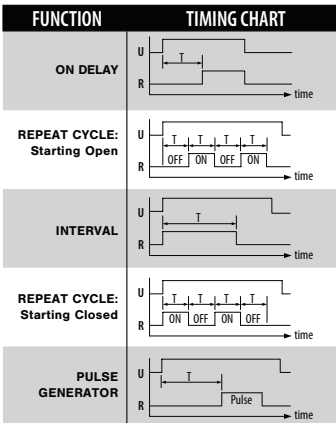
Limited Warranty	5 years
------------------	---------

AGENCY APPROVALS

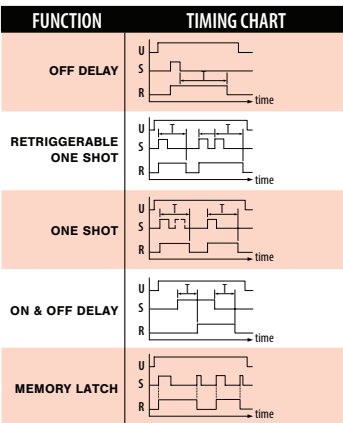


*The CE mark indicates RoHS2 compliance.

POWER TRIGGER



SWITCH TRIGGER



U: Input voltage (power supply) S: Control switch (open or closed)
R: Relay contacts (on or off) T: Setting time

Thumb wheel adjustment

VTD2P-F50 has thumb wheel adjustment for function and timing accuracy

Solid state relays

VTD1P/2P-UNI models are made with solid state relays for greater reliability

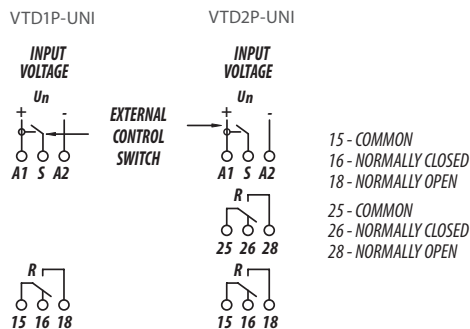
Housing options

Two different housings provide multiple mounting options

TYPICAL COIL PERFORMANCE		
		Power Consumption
AC Coils	1.5 VA	
DC Coils	2 w	
CONTACT RATINGS		
(VTDP-F50)		
Resistive	12 A @ 240 Vac, 30 Vdc	
Pilot Duty	B300	
(VTD1p-UNI, VTD2P-UNI)		
Resistive	15A @ 240 Vac, 24 Vdc	
Motor	1/2 HP @ 120 Vac; 1 HP @ 240 Vac	
TIMING CHARACTERISTICS		
	VTD2P-F50	VTD1P-UNI, VTD2P-UNI
Function Available	5	10
Time Ranges		
0.1 sec	0 to 999	1 to 10
sec	0 to 999	1 to 10
0.1 min	0 to 999	1 to 10
min	0 to 999	1 to 10
0.1 hr	0 to 999	1 to 10
hr	0 to 999	1 to 10
10 hr	0 to 999	---
0.1 day	---	1 to 10
day	---	1 to 10
Tolerance (mechanical setting)	0%	5%
Repeatability	0.1%	0.2%
Operate Time (max)	25ms	no spec
Rest Time (max)	150 ms	150 ms
Trigger Pulse Length (min)	---	50 ms

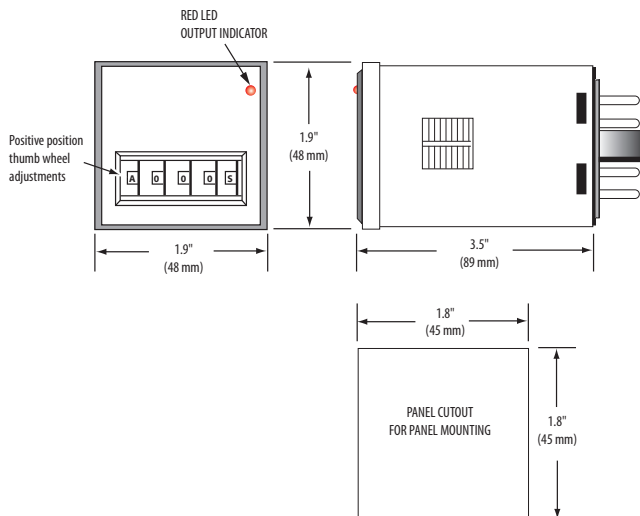
VTD1P-UNI/VTD2P-UNI

Dimensional Drawing



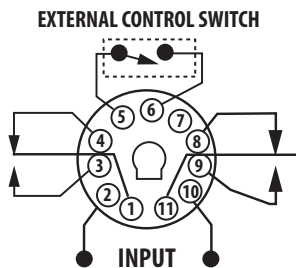
VTD2P-F50

Dimensional Drawing



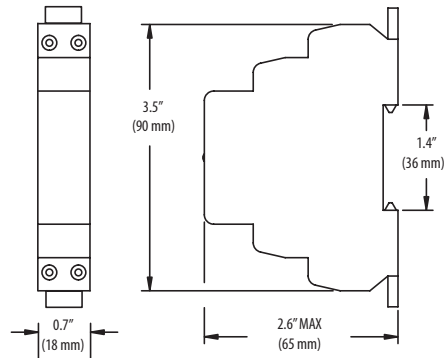
VTD2P-F50

Wiring Diagram



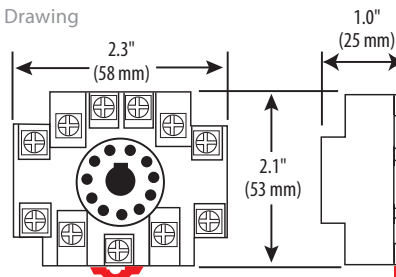
VTD1P-UNI/VTD2P-UNI

Dimensional Drawing



VBD3P-C

Dimensional Drawing



RELAY ORDERING INFORMATION

MODEL	RELAY STYLE	NO. OF FUNCTIONS	AMPERAGE RANGE	COIL VOLTAGE	MIN. SWITCHING CURRENT	UL	CE
VTD2P-F50	DPDT	5	12	24 to 240 Vac/dc	100 mA@5 Vdc	Recognized*	•
VTD1P-UNI	SPDT	10	15	24 to 240 Vac/dc		Listed	•
VTD2P-UNI	DPDT	10	15	24 to 240 Vac/dc		Listed	•

*UL Listed when used with Veris sockets.

SOCKET ORDERING INFORMATION

MODEL	AMPERAGE RATING	VOLTAGE RATING	UL	CE
VBD3P-C	15 A	300	•	•

When relays and sockets are used together, the overall amperage rating is the lesser of the two ratings.