


# VICTORY 100 & 200 SERIES

Great for External Mount Applications



Victory 100 and 200 Series 10 A enclosed relays are pilot-duty relays in an easy-to-use nipple mount enclosure. The V100/V200 Series provide quick relay mounting without a dedicated field enclosure, making them ideal for retrofit projects. Field-selectable high and low voltage coil inputs provide on-site versatility.

## SPECIFICATIONS

Operating Humidity Range	10 to 90% RH non-condensing
Expected Relay Life	Electrical (@ rated current) 100,000 cycles; Mechanical (unpowered) 10,000,000 cycles
Relay Status	LED ON=energized
Insulation Class	600 Vac RMS

### OPERATING TEMPERATURE RANGE

V100, V100DC, V200	-34 to 60 °C (-29 to 140 °F)
V100D, V200D	-40 to 55 °C (-40 to 131 °F)

Wire Specifications	
Lead Length	14" (356 mm) min.
Gauge	UL1015; Coil: 18 AWG; Contacts: 16 AWG

### WARRANTY

Limited Warranty	5 years
------------------	---------

### AGENCY APPROVALS

Agency Approvals	UL 508
------------------	--------



## Sleek enclosure

Reduces the need for panel space

## UL508 Listed

Designed and listed for field installation...makes electrical inspection a snap

## Nipple mount

Victory Series products can be mounted to any electrical enclosure, easing installation

## Eliminate conduit

Run low voltage instead of line voltage...eliminates conduit in some applications

## Flexible wire

Flexible tinned stranded wire... fits easily in tight spaces, provides secure connections to wire nuts

## APPLICATIONS

- Command contactors
- Control motors
- Isolation
- Device interlocking
- Relay logic
- Sense voltages for alarm conditions

### TYPICAL COIL PERFORMANCE

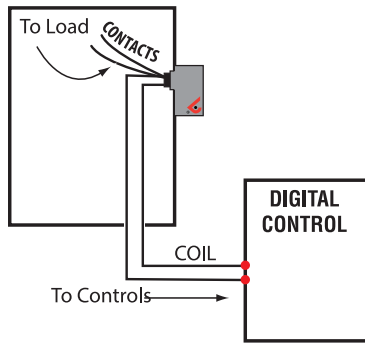
Pull in Voltage	AC	DC
10 to 30 V	8	10
120 V	58	
Drop Out Voltage		
10 to 30 V	3	4
120 V	22	
Voltage	Coil Current	
	AC	DC
10 V	57 mA	32 mA
12 V	70 mA	40 mA
24 V	93 mA	53 mA
30 V	100 mA	55 mA
120 V	63 mA	

### CONTACT RATINGS

SPDT Resistive	28VDC, 10A, N.O. 28 VDC, 5A, N.C.
Tungsten	120VAC, TV-3, N.O. only
Motor	120VAC, 1/3HP, N.O. only 240VAC, 1/3HP N.O. only
Ballast	120VAC, 1A, N.O. only

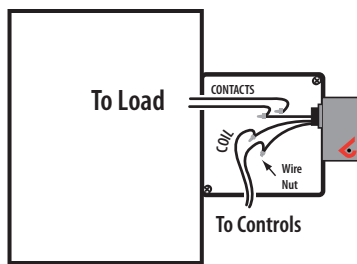
## NIPPLE MOUNT DIRECTLY TO A PANEL

Wiring Diagram



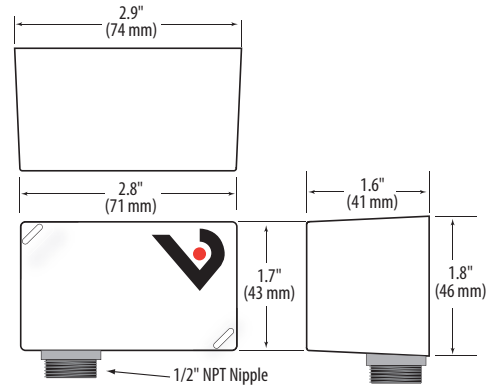
## NIPPLE MOUNT TO ANY 2X OR 4X ELECTRICAL BOX

Wiring Diagram



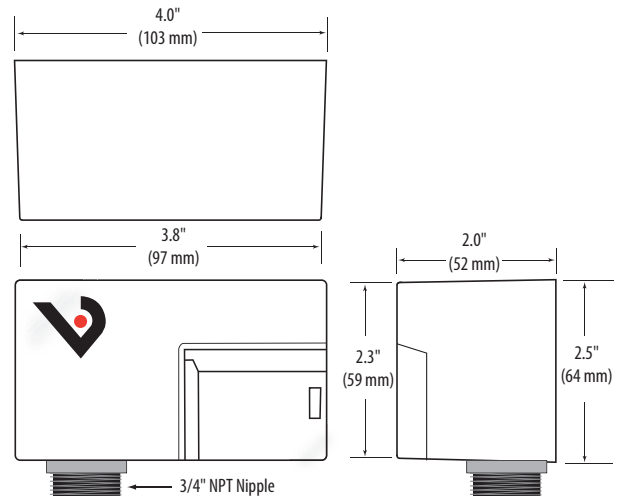
## V100/V100DC/V200

Dimensional Drawing



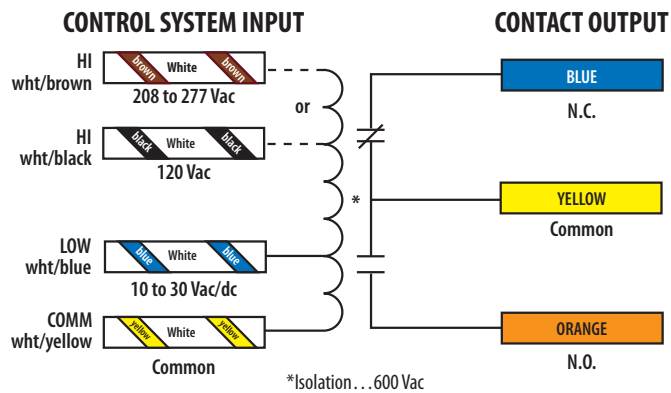
## V100D/V200D

Dimensional Drawing



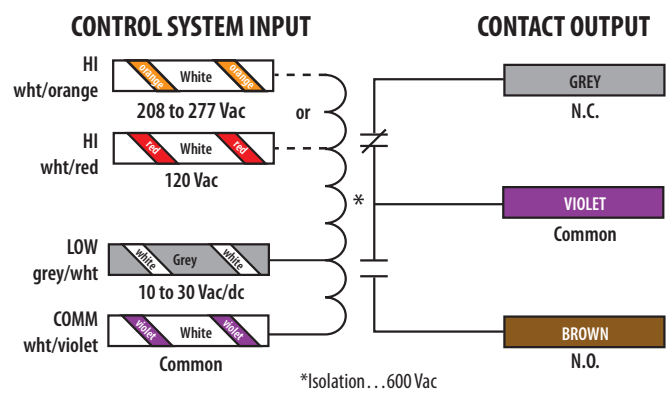
## PRIMARY

Wire Color Codes



## RELAY 2 ON V100D AND V200D ONLY

Wire Color Codes



## ORDERING INFORMATION

MODEL	RELAY	COIL	AMPERAGE RATING	RELAY POWER LED	UL
V100*	SPDT	10 to 30 Vac/dc, 120 Vac	10 A	•	•
V100D	2x SPDT	10 to 30 Vac/dc, 120 Vac		•	•
V100DC	SPDT	10 to 30 Vdc		•	•
V200	SPDT	10 to 30 Vac/dc, 208 to 277 Vac		•	•
V200D	2x SPDT	10 to 30 Vac/dc, 208 to 277 Vac		•	•

Note: Some units are Plenum rated per UL 1995. For details, see White Paper VWP01, UL 1995 and Plenum Ratings, at [www.veris.com](http://www.veris.com).

\*U.S. origin version available.