



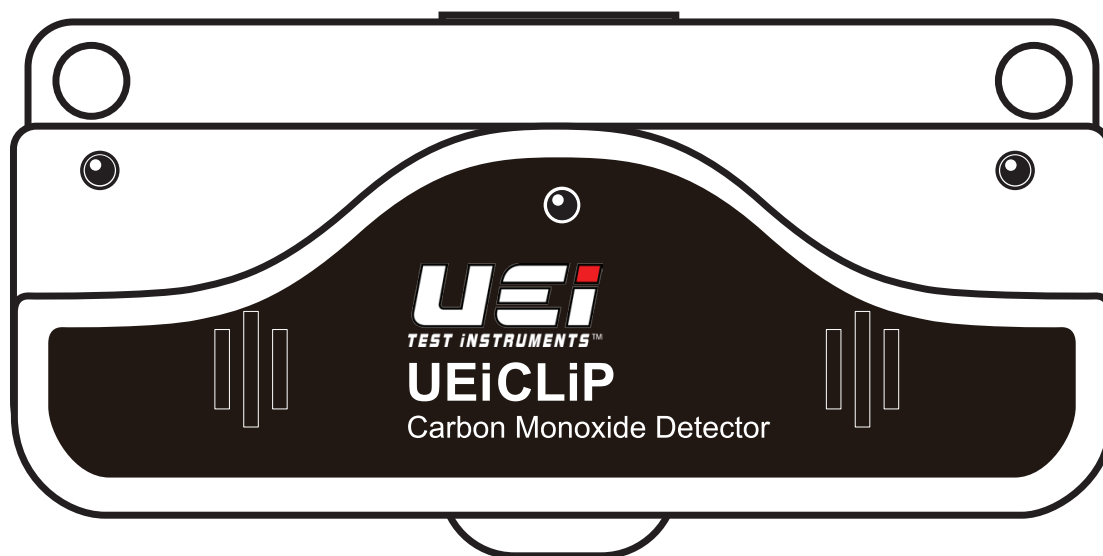
TEST INSTRUMENTS™

UEiCLiP

Personal CO Monitor

INSTRUCTION MANUAL

ENGLISH



The UEiCLiP is a personal CO alarm, when activated by removing the pull tab to the battery compartment, will operate for up to 2 years in normal operation.



RoHS
Compliant

REACH
Compliant

UK
CA



IMPORTANT SAFETY WARNINGS

WARNING

Read entire Safety Notes section regarding potential hazard and proper instructions before using this tester. In this manual the word “**WARNING**” is used to indicate conditions or actions that may pose physical hazards to the user. The word “**CAUTION**” is used to indicate conditions or actions that may damage this instrument.

WARNING

- To ensure safe operation and service of the tester, follow these instructions. Failure to observe these warnings can result in severe injury or death.
- This CO monitor is designed for trade professionals who are familiar with the hazards of their trade. Observe all recommended safety procedures that include use of personal protective equipment.
- Carbon monoxide is life threatening even at relatively low concentrations. Be sure you understand the risks before investigating potential leaks.
- Do not use the CO monitor if it appears damaged.
- Always adhere to national and local safety codes.
- This CO monitor is specified to read Carbon Monoxide from 1-300 ppm. The app may continue to read above this threshold. Professional safety precautions are recommended above 35ppm.
- Threshold safety levels are set to industry standards.
- Any changes or modifications not expressly approved by the manufacturer could void the user's authority to operate the equipment.

CAUTION

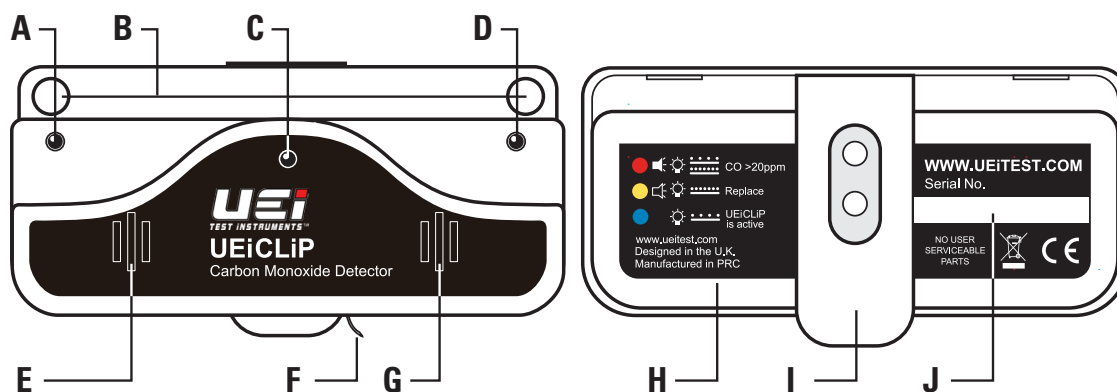
- The UEiCLiP is designed for ambient monitoring only. DO NOT place the instrument in flue gas or warm air streams.
- The UEiCLiP is not designed for high CO detection. Readings above 300 ppm may damage the sensor in the UEiClip.
- Always ensure the sensor vent is free from obstruction.

NOTE: A quick instrument check can be performed by the smoke from a blown-out match. Let smoke enter the vent. This will cause the monitor to alarm. Take UEiCLiP to fresh air to reset.

WARNING

If CO levels in a room or space exceed 20ppm it is strongly recommended that appliances are switched off and the space is evacuated and ventilated before anybody returns to the area.






OVERVIEW



- A. Activity LED**
- B. Lanyard Clip Access**
- C. Alarm LED**
- D. Battery LED**
- E. Alarm Speaker**
- F. Pull tab to activate**
- G. Sensor Vent**
- H. Alarm Guide**
- I. Belt Clip**
- J. Serial Number**

ALARM LEVELS

In accordance with EH40/2005 (Fourth Edition 2020)

Alarm LED	●			Alarm trigger point CO >20 ppm
Battery LED	●			Replace UEiCLiP
Activity LED	●			UEiCLiP is active

 Audible alarm ≥ 75 db

SPECIFICATIONS

Carbon Monoxide Range:	0-300 ppm
Carbon Monoxide Accuracy:	± 5 ppm accuracy up to 100 ppm CO concentration
Dimensions:	1.75in x 3.75in x 0.75in (44.45mm x 95.25mm x 19.05mm)
Weight:	0.11 lbs. (51g)
Operating Temperature:	32 to 104°F (0° to 40°C)
Operating Humidity:	10% to 90% RH non-condensing
Battery Life:	Up to 2 years in normal operation (or >2800 hours in alarm)
Batteries:	Not user replaceable

BUMP TEST

Users of portable gas detectors are recommended to conduct a “bump” check before relying on the unit to verify an atmosphere is free from hazard

A “bump” test is a means of verifying that a detector is working within acceptable limits by briefly exposing to a known gas mixture formulated to change the output of all the sensors present. (This is different from a calibration where the instrument is also exposed to a known gas mixture but is allowed to settle to a steady figure and the reading adjusted to the stated gas concentration of the test gas).

DISPOSAL

Caution: This symbol indicates that equipment and its accessories shall be subject to separate collection and correct disposal.

CLEANING:

Periodically clean your adapter’s case using a damp cloth. DO NOT use abrasive, flammable liquids, cleaning solvents, or strong detergents as they may damage the finish, impair safety, or affect the reliability of the structural components.

STORAGE:

Do not expose to high temperatures or humidity. After a period of storage in extreme conditions exceeding the limits mentioned in the General Specifications section, allow the instrument to return to normal operating conditions before using it.

WARRANTY:

The UEiCLiP is warranted to be free from defects in materials and workmanship for a period of one year from the date of purchase. If within the warranty period your instrument should become inoperative from such defects, the unit will be repaired or replaced at UEi’s option. This warranty covers normal use and does not cover damage which occurs in shipment or failure which results from alteration, tampering, accident, misuse, abuse, neglect or improper maintenance. Batteries and consequential damage resulting from failed batteries are not covered by warranty.

Any implied warranties, including but not limited to implied warranties of merchantability and fitness for a particular purpose, are limited to the express warranty. UEi shall not be liable for loss of use of the instrument or other incidental or consequential damages, expenses, or economic loss, or for any claim or claims for such damage, expenses or economic loss.

Warranty only covers hardware and does not extend to software applications. A purchase receipt or other proof of original purchase date will be required before warranty repairs will be rendered. Instruments out of warranty will be repaired (when repairable) for a service charge. This warranty gives you specific legal rights. You may also have other rights, which vary from state to state.

For more information on warranty and service,