



DIGITAL MULTIMETER QUICK START GUIDE

GENERAL®

TOOLSMART™



DOWNLOAD

the TOOLSMART™ APP.



Available on the
App Store




ANDROID APP ON
Google play



POWER ON

Turn the dial
to turn on the
DIGITAL MULTIMETER.



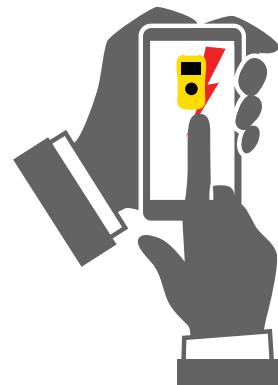
PAIRING

Press the Bluetooth
button to start
pairing mode.



CONNECT

the DIGITAL MULTIMETER
to your phone.





DIGITAL MULTIMETER

MEASURE

Easily read voltage, current, resistance, temperature and more.




MOBILE VIEW

Use your phone as a second screen.



RECORD

Save your readings to the ToolSmart™ app on your phone.



DOCUMENT

Organize your findings into easy to use templates.

