



TCCPS RING AND SLIT STRIPPER INSTRUCTIONS

FOR SLIT STRIPPING


Step 1. Change the V cutting base to the desired fiber size.



Step 2. If necessary, adjust the slitting blade height.



Step 3. Insert the fiber cable into the groove and pull the cable to slit as needed.





FOR RING STRIPPING

Step 1. If necessary, adjust the stripping blade height using the top knob.



Step 2. Insert the fiber optic cable into the desired groove and spin the TCCPS around the cable. Dress cable as needed.



TCCPS SPECIFICATIONS

Length: 2.87" (72.9mm)

Weight: 0.05lbs (22g)

Material Body: ABS

Blade: SK5

1. Slit stripping Ø1.2~3.2mm fiber optic

2. Slit stripping Ø3.2~6.4mm fiber optic

3. Rotary stripping Ø3.2~6.4mm fiber optic

4. Rotary stripping Ø1.2~3.2mm fiber optic

REPLACEMENT BLADE SETS

TCCPS-RING-2

TCCPS-SLIT-2