



IDEAL NETWORKS



# LanTEK III | FiberTEK III

Certifier for Copper and Fibre Cabling

1.888.610.7664



[www.calcert.com](http://www.calcert.com)

[sales@calcert.com](mailto:sales@calcert.com)

## LanTEK III | FiberTEK III

Certifier for Copper  
and Fibre Cabling

The LanTEK III is an easy to use cable certifier that meets existing TIA and ISO/IEC performance requirements for testing up to Cat 6A/500MHz. FiberTEK III adapters are used with LanTEK III for fast and simple certification of high bandwidth single-mode and multimode fibre optic cabling including support for encircled flux testing.



### Test data when you want it, where you want it

Using the free IDEAL AnyWARE app, field technicians can share test data with colleagues or customers without leaving the jobsite, resulting in greater collaboration, more on-time job completions and reduced costs.

### New troubleshooting features that save time and money

Should a cable prove to be faulty, troubleshooting is easy with the introduction of Time Domain Return Loss (TDRL) and Time Domain Near End Cross Talk (TDNEXT) measurements.

To pinpoint fibre cabling faults every FiberTEK III adapter includes a built-in visible light source to help you visually pinpoint faults and locate fibre ports.

These additional features help locate hidden connections, splices and cable faults and can save many hours previously spent troubleshooting problems on the job.

### New permanent link (PL) adapter saves money

New PL adapters reduce down time and lower maintenance costs with field replaceable RJ45 contacts that eliminate the need to replace the complete adapters. New PL adapters feature centred connectors to ensure compatibility with all brands of Cat6A/Class EA cabling solutions. The PL adapters use high performance, ultra-flexible cable that allows them to be used in confined spaces without damaging the PL adapter or the outlet being tested.

### Modular solution to reduce capital costs

For many cable installers there is pressure to reduce capital equipment costs. The LanTEK III and FiberTEK III uniquely offer a pick and mix solution of components, therefore you only pay for what you need. This includes a wide range of test modules, accessories and Careplans to satisfy your specific requirements.




### Permanent Link Testing Modules

To test and certify UTP/STP cabling from the patch panel to the work area outlet. The RJ45 contacts on the tip of the Permanent Link Modules are field replaceable to reduce the cost of ownership.



### Channel Testing Modules

Select from a wide wide range of Channel testing modules for various applications including: RJ45, GG45, TERA and EC7.



### Fibre Optic Testing Modules

FiberTEK III modules offer fast and simple Tier 1 certification of high bandwidth single-mode and multimode fibre optic cabling including support for encircled flux testing.

For a full list of the speciality testing modules including COAX, Alien Cross Talk and Industrial Ethernet please visit our website.

IDEAL Data CENTER (IDC) is the free test result management software for the LanTEK III and FiberTEK III series of cable certifiers. IDC allows data cable installation professionals to easily download, manage, edit and print PDF reports. IDC offers a simple user interface with time saving features including:

- [illegible]

Automatically generate test reports in PDF or CSV format. The summary page of each report can be customised to include logo, company and operator details.

- Summary
- Brief
- Full






# New Permanent Link (PL) adapter

## Operates in the smallest enclosures

The PL adapters use high performance, ultra-flexible cable that allows them to be used in confined spaces without damaging the PL adapter or the outlet being tested.



## Compatible with all RJ45 cabling systems

New PL adapters feature centred connectors to ensure compatibility with all brands of Cat6A/ISO Class E<sub>A</sub> cabling solutions.

## Field replaceable tips that reduce downtime and maintenance costs

New PL adapters reduce down time and lower maintenance costs with field replaceable RJ45 tips that eliminate the need to replace the complete adapters.

To reduce costs the PL adapter tips provide almost three times as many insertions than a regular patch cord before tip replacement is required.

Through innovative design, the entire worn plug assembly is replaced with a completely new plug, contact and locking mechanism.

|   | IDEAL Networks' PL adapter tip (independently verified) | Regular RJ45 patch cord plug rated by ISO/TIA standards |
|---|---|---|
| Number of insertions before contacts are worn and replacement is required | 2,000   | 750   |

The PL adapter tips can be changed in minutes with 3 simple steps shown below.



### Step 1

Remove screw



### Step 2


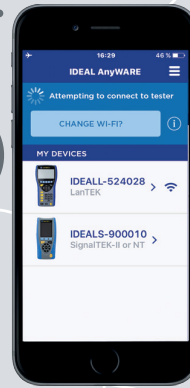
Slide off the old tip and replace with a new one

### Step 3

Replace screw



Send test data from anywhere using the free app



## Step 1

### Test

- Set up project
- Perform autotest on copper/fibre cabling

## Step 2

### Connect & Send

- Activate the LanTEK III wireless hotspot
- Connect your mobile device with the IDEAL AnyWARE app.
- Transfer test data to your mobile device
- Send data using email or your preferred file sharing app.

## Step 3

### Create PDF reports with IDC

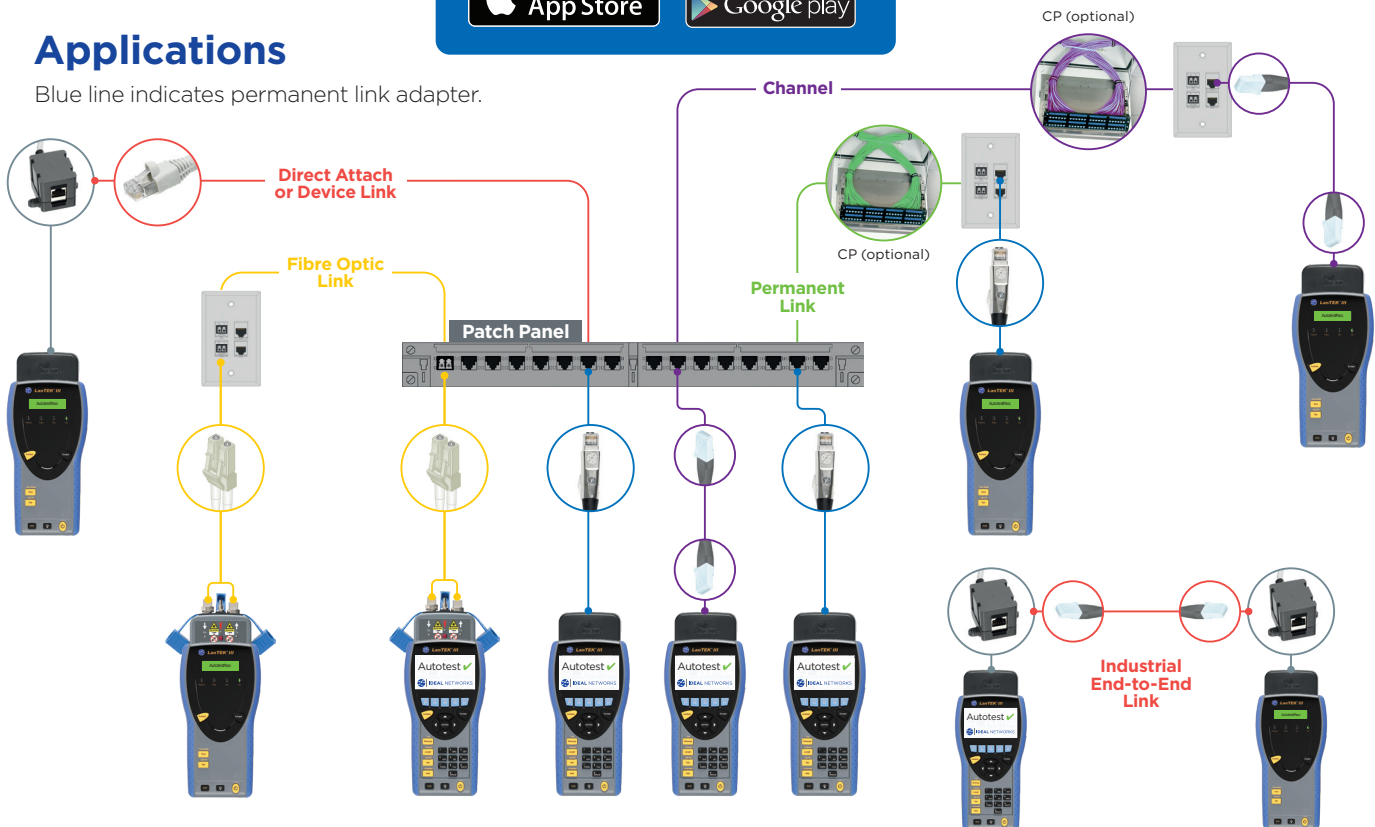
- Receive test data on your PC via email or file sharing method.
- Analyse and process data
- Create PDF reports

Download the FREE app today



## Applications

Blue line indicates permanent link adapter.



# LanTEK III

**Independently verified**

Accuracy verified by Intertek



**Rugged design**

Rubberised housing, protected screen and protected measurement port

**Share test data**

Provides mobile device connectivity using the USB Wi-Fi adapter and free IDEAL AnyWARE app



**Long life battery**

18 hours continuous use in the field

**Replaceable Cat. 6A permanent link adapter tips**

Reduces cost of ownership. Centred connectors provide minimal tolerance and are compatible with all RJ45 twisted pair cabling connectors (optional)



**Troubleshooting**

Time Domain Return Loss (TDRL) and NEXT (TDX) to locate hidden connections, splices and cable faults

**Tone generator on both test units**

Ability to identify and trace cables with a compatible amplifier probe (62-164)

**Autotest on both test units**

Comprehensive test results within seconds. Allows one person testing

**Wiremap test button**

Shortcut to quickly access wiremap results

**Talk Set**

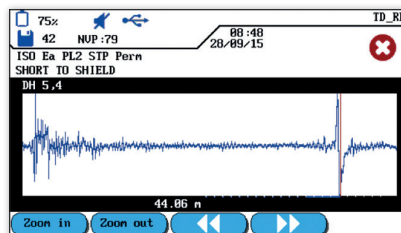
Talk to a colleague over copper or fibre links



## New troubleshooting features that save time and money

Should a cable prove to be faulty, troubleshooting is easy with the introduction of Time Domain Return Loss (TDRL) and Time Domain Near End Cross Talk (TDNEXT) measurements. These additional features help locate hidden connections, splices and cable faults and can save many hours previously spent troubleshooting problems on the job.

### TDX - Example: Consolidation Point



# FiberTEK III

## Troubleshooting

Red laser light source to visually pinpoint faults and locate fibre ports

## Protected test ports

Attached covers protect ports, minimise contamination and will not be misplaced

## Supports all common connector types

SC, FC, ST adapters included.  
LC adapters optional

## Certification

Tier 1 certification of single-mode and multimode fibre optic cabling

## Encircled Flux compliance

Enables compliance to the new 2016 fibre standards IEC 14763-3 and ANSI/TIA- 526-14-C (optional accessory – see back page for details)

## Field calibration

Allows 1 and 3 jumper field calibration methods to ensure accuracy and compliance to IEC and ANSI/TIA standards


## Simplified bi-directional measurements

Eliminates process of manually merging directional tests into one record

## Complies with all international standards including TIA, ISO/IEC

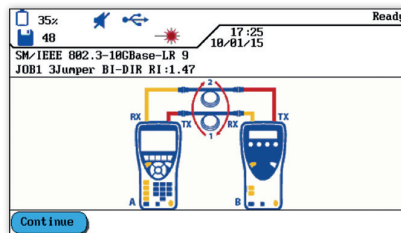
See website for full details

## Fibre certification wizard to simplify setup and testing



### Setup Wizard

Select field calibration (1-Jumper|3-Jumper) and measurement modes (Loopback|Normal), (Uni-Directional|Bi-Directional).



### Auto-test

Perform auto-tests using the intuitive graphical interface to reduce mistakes and ensure accurate certification results.

| Fiber 1    |        | Fiber 2 |        | Budget |
|------------|--------|---------|--------|--------|
| Wavelength | Loss   | Loss    | Loss   |        |
| 1310nm     | 00.2db | 00.9db  | 04.1db | 05.0db |
| 1550nm     | 00.0db | 01.0db  | -1.0db | 00.0db |

### Review Results

Tier 1 certification results display:

- ISO/TIA/IEEE test standard
- Pass/Fail result
- dB loss of each fibre at each wavelength
- dB loss in each direction (when testing bi-directionally)
- Fibre link length
- dB margin / headroom



# LanTEK III

## Certifier for Copper Cabling



# FiberTEK III

## Certifier for Fibre Cabling



### Ordering information

| Part No.    | Kit Contents   |
|-------------|--|
| R161001     | <b>LanTEK III-500MHz - (test adapters to be ordered separately)</b><br>Includes 500 MHz Cable Certifier, TIA/EIA category 6A/ ISO Class E <sub>A</sub> , LanTEK III display/remote handsets, Li-ion battery (2), universal power adapter (2), USB cable, headset (2), hanging strap (2), quick reference guide, carry case, USB Wi-Fi adapter (1)                      |
| R161003     | <b>LanTEK III-500MHz - (including PL adapters)</b><br>Includes 500 MHz Cable Certifier, TIA/EIA Category 6A/ ISO Class E <sub>A</sub> , LanTEK III display/remote handsets, Li-ion battery (2), universal power adapter (2), USB cable, headset (2), hanging strap (2), quick reference guide, carry case, USB Wi-Fi adapter (1), permanent link adapter - R161051 (2) |
| TRADE161003 | Trade-In of any CAT5 (and higher) cable tester to a LanTEK III-500MHz  |

### Optional adapters and accessories for LanTEK III

| Part No. | Description                                       |
|----------|---|
| R161051  | LT III-CAT6A RJ45 permanent link adapter (single) |
| R161052  | LT III-CAT5e/6 RJ45 channel adapter (single)      |
| R161053  | LT III-CAT6A RJ45 channel adapter (single)        |
| R161054  | LT III-CAT7A TERA universal link adapter (single) |
| R161055  | LT III-CAT7A EC7 universal link adapter (single)  |
| R161056  | LT III-CAT7A GG45 universal link adapter (single) |
| R161057  | LT III-Coax adapter (single)                      |
| R161063  | LT III-Coax calibration cable (single)            |
| R161050  | LT III-CAT6A PLA replacement tips (pair)          |
| R160050  | LT III-Industrial Ethernet kit                    |

### Ordering information

| Part No. | Kit Contents  |
|----------|---|
| R164005  | <b>FiberTEK III-MM LED Kit</b> - Includes two multimode FiberTEK III modules, lockable semi-rigid carrying case, SC, FC, ST adapters for modules (2 ea.), SC-SC patch cords 6x 50µm MMF compliant to ISO/IEC 14763-3 standard, quick reference guide.   |
| R164006  | <b>FiberTEK III-SM Laser Kit</b> - Includes two single-mode FiberTEK III modules, lockable semi-rigid carrying case, SC, FC, ST adapters for modules (2 ea.), SC-SC patch cords 6x 9µm SMF compliant to ISO/IEC 14763-3 standard, quick reference guide.  |
| R164007  | <b>FiberTEK III-MM LED &amp; SM Laser Kit</b> - Includes two multimode FiberTEK III modules, two single-mode FiberTEK III modules, lockable semi-rigid carrying case, SC, FC, ST adapters for modules (2 ea.), SC-SC patch cords 6 x 9µm SMF and 6 x 50µm MMF compliant to ISO/IEC 14763-3 standard, quick reference guide. |

FiberTEK III modules are compatible with LanTEK II.

### Optional accessories for FiberTEK III

| Part No. | Description                                   |
|----------|---|
| R164060  | FT III-Set of SC, FC and ST screw-on adapters |
| R164050  | FT III-Encircled Flux 50/125µm cable SC - SC  |
| R164051  | FT III-Encircled Flux 50/125µm cable SC - LC  |
| R164063  | FT III-Carrying Case (Single)                 |

For a full list of accessories, please visit [www.idealnetworks.net](http://www.idealnetworks.net).




### Sapphire Care Plans for LanTEK II/III

| Part No.  | Description                      |
|---|----------------------------------|
| SCPIYRN   | 1 year - 10% discount included * |
| SCP2YRN   | 2 years - 10% discount included* |
| SCP3YRN   | 3 years - 10% discount included* |
| SCPIYR  | 1 year                           |
| SCP2YR  | 2 years                          |
| SCP3YR  | 3 years                          |
| <b>Included:</b> Free repairs, free annual calibration, free loan tester during repairs and calibration, free shipping, free firmware updates, free technical support, free replaceable wear parts. Terms and conditions apply. |                                  |

\* when purchased within 60 days of purchasing a new LanTEK III.

For details, please visit: [www.idealnetworks.net](http://www.idealnetworks.net) under LanTEK III accessories.



IDEAL NETWORKS



[www.calcert.com](http://www.calcert.com)

[sales@calcert.com](mailto:sales@calcert.com)

1.888.610.7664