

PR

### Description

Generant Series PR, Pilot Pressure Regulators are balanced, relieving regulators ideally suited for providing a reliable, constant pilot pressure to a Pilot Operated / Dome Loaded regulator. The balanced design allows for a consistent, regulated downstream pressure regardless of fluctuations in inlet pressure. The relieving function allows the regulator to vent when adjustments are made without the need for bleeding pressure from the pilot circuit. Materials of construction allow for compatibility with most gases. The Series PR can be ordered Cleaned & Packaged for Oxygen Service.

### Features

- Balanced Design to Minimize Outlet Pressure Fluctuations upon Changing Inlet Pressure
- Relieving Design Suitable for Pilot Pressure Applications
- Optimized spring performance and patented Venturi tube provides high flow rates with low droop
- Easily cleanable by removing bottom plug
- Optional Plastic knob and Panel Mounting Configurations

### Technical Data

Maximum Inlet Pressure: 400 Psig (27.6 Bar)

Effect of Inlet Pressure Variation: < 1.0 PSI / 100 PSI

Temperature Range: -20 to 200 °F (-30 to 95 °C)

#### Pressure Ranges

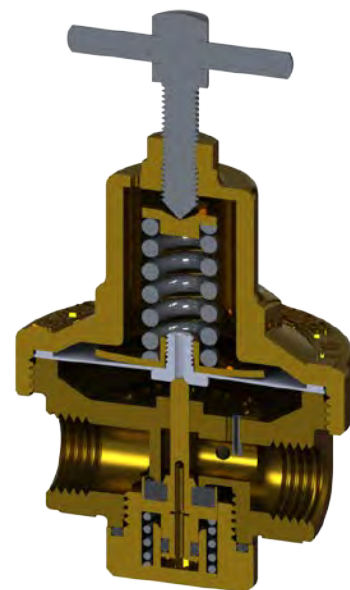
Spring Code	Outlet Pressure Range PSI (bar)
A	0 - 50 (0-3.4)
B	5 - 125 (0.3-8.5)
C	10 - 200 (0.7-13.6)

#### Flow Coefficient Cv

Size	Fail-Open
1/4" NPT	1.6

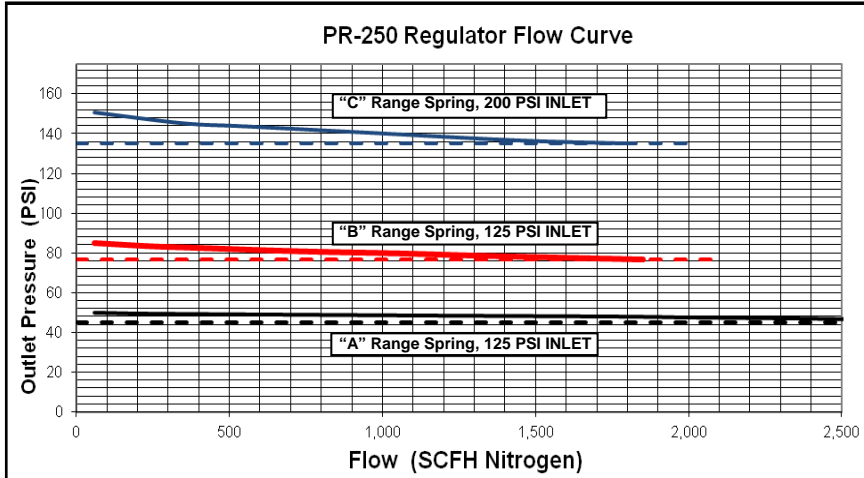
### Materials of Construction

Component	Material
Body, Spring Chamber	Forged Brass, ASTM 377
Spring Button, Adjustment Screw Lock Nut, Bottom Plug, Panel Nut, Diaphragm Nut, Turbulence Pin	Brass, ASTM B16
Diaphragm Plate	Brass, ASTM A36
Adjustment Screw	303 Stainless Steel, ASTM A582
Valve and Stem Assembly	Brass, ASTM B16 and EPDM / FKM
Valve O-ring	EPDM / FKM
Adjustment Spring	Plated Music Wire, ASTM A228
Valve Spring	Phosphorous Bronze, ASTM B103
Bottom Plug O-ring	EPDM / FKM
Diaphragm Gasket	Red Fiber
Diaphragm	EPDM / FKM on Nylon
Diaphragm Screw	Nylon 101 (Type 66)



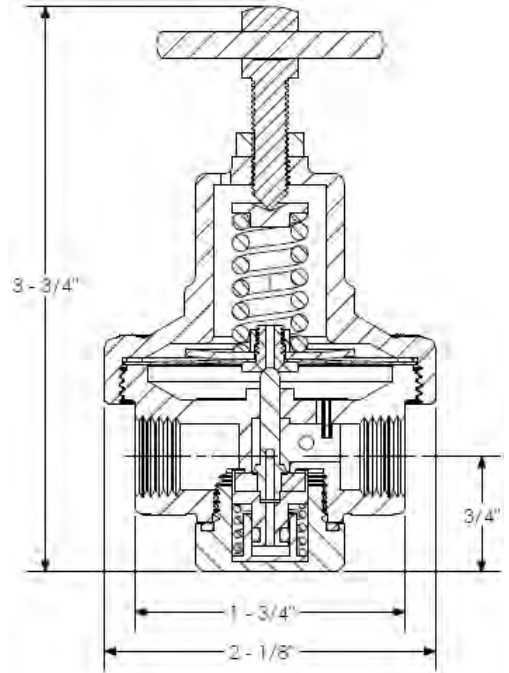
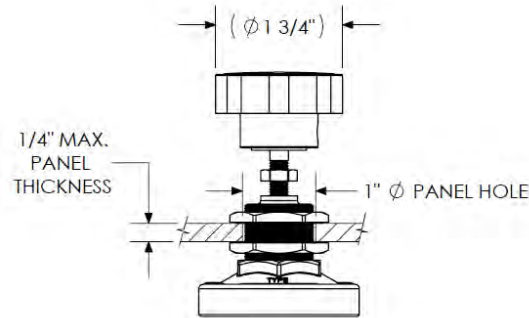
SERIES

# PILOT PRESSURE REGULATOR



\*Initial Set Pressure at 1 SCFM Flow: A - 50 PSIG, B - 85 PSIG, C - 150 PSIG  
 \*\* Dotted line represents 10% decrease in outlet pressure from set point (droop)

## Panel Mount Dimensions:



## How To Order

**4PR - 250 - V - A - X**

**SERIES**  
 4PR - 4 Port, Pilot Pressure Regulator  
 4PRP - 4 Port, Pilot Pressure Regulator, Panel Mount\*

**PORT SIZE**  
 250 - 1/4" NPT Ports  
 Note: For other porting configurations, consult factory.

**OPTIONS\***  
 M - Plastic Knob  
 X - Oxygen Clean  
 \*- May specify more than one option

**SPRING RANGE**  
 A - 0-50 Psig (0-3.5 bar)  
 B - 5-125 Psig (0.4-8.6 bar)  
 C - 10-200 Psig (0.7-13.8 bar)

**SEAL MATERIAL**  
 E - EPDM  
 V - FKM

Note: Regulators have 1/4" NPT Female Outlet Pressure Gauge Ports.

## Repair Kits

Seal Material	Specify	Kit Includes
FKM	PR-100V-*	FKM Valve Assembly, Diaphragm Assembly, Fiber Diaphragm Gasket, Adjusting Spring (Specify Range), Adjusting Spring Button, Valve Spring, Bottom Plug O-Ring
EPDM	PR-100EP-*	EPDM Valve Assembly, Diaphragm Assembly, Fiber Diaphragm Gasket, Adjusting Spring (Specify Range), Adjusting Spring Button, Valve Spring, Bottom Plug O-Ring

\*Specify Spring Range: A, B, or C

**PROPER COMPONENT SELECTION** – When specifying a component, the total system design must be considered to ensure safe and trouble-free performance. Intended component function, materials compatibility, pressure ratings, installation, environment and maintenance are the responsibility of the system designer.

