

PDA2300

Economical Plastic NEMA 4X Enclosures for 1/8 DIN Digital Panel Meters



Download free 3-D CAD files of these enclosures to simplify your drawings!

PDA2301 Enclosure Shown with a ProVu Meter and MOD-LH Light / Horn and Reset Button.

Meter & MOD-LH Sold Separately. Assembly Required.



FEATURES

- House up to 10 Meters
- Plastic
- Horizontal, Vertical or No Cutouts
- 1/8 DIN Cutout(s) Pre-Cut
- NEMA 4X
- Hinged Door
- Stainless Steel Cover Latches
- Meter Mounted in Cover
- Sub-Panels Available
- Mounting Hardware Provided
- PDA1024-01 24 VDC Power Supply Available
- UL Listed
- Light / Horn & Reset Button

OVERVIEW

The PDA2300 series of economical plastic NEMA 4X enclosures for 1/8 DIN Digital Panel Meters provides a convenient way to mount up to ten Precision Digital meters to walls and other vertical structures. Many of these enclosures also have room for additional devices like a light / horn and a 24 V transmitter power supply. Sub-panels are available to mount additional devices to the base of the enclosure. These enclosures come pre-cut with horizontal or vertical 1/8 DIN cutouts or they can be ordered with no cutouts. The meters are mounted in the door of the enclosure thus allowing for programming and operation of the meter. Mounting hardware is provided. The door is hinged and secured with stainless steel latches. Enclosures, meters and accessories are ordered and packaged separately.

**PRECISION
DIGITAL** ÷

PRECISION DIGITAL CORPORATION

1.888.610.7664



www.calcert.com

sales@calcert.com

PDA2300 Economical Plastic NEMA 4X Enclosures

WALL MOUNTING

The PDA2300 enclosures include four mounting flanges and four screws for your convenience. Using the included screws and a phillips head screwdriver simply assemble each flange in the four threaded screw holes on the back of the enclosure as shown in the example below. Now the enclosure is ready to be easily mounted to a wall.



The PDA2301 series enclosures with supplied mounting flanges installed



The PDA2300 series enclosures is supplied with 4 screws and 4 mounting flanges

COVER SECURING METHOD

The cover is secured using stainless steel clasps.



ENCLOSURE SELECTION UTILITY

This utility simplifies the selection process of the right enclosure for your application based on the number and type of meters to be installed in the enclosure.

STEP 1. Select number of meters

Step 1:

How many meters do you need to house? -select-

Finished assembly of these enclosures is done at the time of the order. As such, acknowledged orders are non-cancelable and the product is non-returnable.

STEP 2. Select cutout configuration

Step 2:

Please use the graphics below to select the cutout configuration for your 4 Precision Digital products

4 Horizontal Openings



4 Vertical Openings



3 Horizontal Openings
1 Vertical Opening

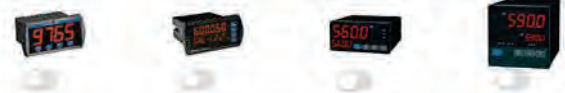


STEP 3. Select type of meters

Step 3:

Select which type of meter you will be installing into the enclosure.

You can view more details about a particular product by moving your mouse over the pictures below.



STEP 4. Choose from results

Enclosure Selection Utility Results

SKU	Description	Stock	Lead Time	Price	
PDA2304	PDA2300 Series NEMA 4X Plastic Enclosures Enclosure Cutouts: Four (4) Material: Plastic Meter Mounting: Through front panel Orientation: Horizontal Warranty: 1 year Approvals: UL/C-UL	3	3 business days	\$269.00	ADD TO CART
PDA2304	PDA2300 Series Plastic NEMA 4X Enclosures Enclosure Cutouts: Four (4) SN Size: 1/8 (3/8) Material: Plastic Meter Mounting: Through front panel Orientation: Horizontal Warranty: 1 year Approvals: UL/C-UL	1	13 business days	\$349.00	ADD TO CART
PDA2604	PDA2600 Series Stainless Steel NEMA 4X Enclosures Enclosure Cutouts: Four (4) Material: Stainless Steel Meter Mounting: Through front panel	1	33 business days	\$859.00	ADD TO CART



Need help selecting the right enclosure?

PDA2300 Economical Plastic NEMA 4X Enclosures

MODELS AVAILABLE

Horizontal Cutouts



PDA2301



PDA2302



PDA2303



PDA2304



PDA2304-1



PDA2304-2



PDA2304-3



PDA2305



PDA2306



PDA2307



PDA2308



PDA2309



PDA2310



PDA2312



Need help selecting the right enclosure?

PDA2300 Economical Plastic NEMA 4X Enclosures

MODELS AVAILABLE (CONTINUED)

Vertical Cutouts



PDA2301-V



PDA2302-V



PDA2303-V



PDA2304-V



PDA2305-V



PDA2306-V



PDA2322

No Cutouts



PDA2303-B



PDA2308-B



PDA2310-B



PDA2300 Economical Plastic NEMA 4X Enclosures

ACCESSORIES



Sub-Panels

The PDP2303, PDP2308, PDP2310 sub-panels provide a convenient way to mount additional items to the base of the enclosure. They can be drilled to accept screws for easy mounting of relays, contactors, securing wiring clips, or installing other internal devices. See chart on the right for compatibility.

Sub-Panel Specifications

Size:

PDP2303: 7.87" x 11.81"

(200 mm x 300 mm)

PDP2308: 11.81" x 15.75"

(300 mm x 400 mm)

PDP2310: 14.1" x 18.0"

(358 mm x 458 mm)

Material: ABS Plastic

Mounting hardware is included.

Model	PDP2303	PDP2308	PDP2310
Horizontal Cutouts			
PDA2301	•		
PDA2302	•		
PDA2303	•		
PDA2304		•	
PDA2304-1		•	
PDA2304-2		•	
PDA2304-3		•	
PDA2305		•	
PDA2306		•	
PDA2307		•	
PDA2308		•	
PDA2309			•
PDA2310			•
PDA2312		•	

Model	PDP2303	PDP2308	PDP2310
Vertical Cutouts			
PDA2301-V	•		
PDA2302-V	•		
PDA2303-V		•	
PDA2304-V		•	
PDA2305-V		•	
PDA2306-V		•	
PDA2322	•		
No Cutouts			
PDA2303-B	•		
PDA2308-B		•	
PDA2310-B			•




PDA1024-01 24 VDC Power Supply for DIN Rail

The PDA1024-01 is a DIN rail mounted 24 VDC, 1.5 A power supply.

Specifications

Output Voltage: 21.6 ~ 26.4 VDC;
±10% 1.5A rated current.

Dimensions: 3.07" x 3.66" x 2.20"
(78 mm x 93 mm x 56 mm) (W x H x D)



PDA-SSTAG Stainless Steel Tags

PDA-SSTAG is a laser etched stainless steel tag accessory for any of your Precision Digital meters. The tag features custom text for equipment identification, instruction, or whatever else is needed in your facility. Each tag comes with a stainless steel wire and lead seal for easy mounting wherever you need it.





PDX18DIN-FILLER 1/8 DIN Cutout Filler

The NEMA 4X 1/8 DIN cutout filler is used to cover up empty 1/8 DIN cutouts and maintain the NEMA 4X rating to the panel or enclosure. It consists of a generic bezel with a black faceplate, as well as mounting brackets, gasket, etc.

PDA2300 Economical Plastic NEMA 4X Enclosures

ACCESSORIES (CONTINUED)

PDA2300 Series Enclosure with Light / Horn



Light / Horn Accessories

Precision Digital offers a Light / Horn that can be mounted to any PDA2300 series enclosures by the user. This Light / Horn can be wired to flash or stay steady on and the horn is rated at 85 dB. The light and horn can be controlled independently of each other via separate relays on the meter such that the horn can be programmed to silence via a button mounted to the enclosure and the light can be programmed to stay on until the alarm clears.

The light / horn and reset button are all rated NEMA 4X or IP65. The following table illustrates a typical way the Light / Horn accessory can be wired and programmed using the four relays on the ProVu meter:

Relay #	Connected to	Typical reset method (user selectable)
1	Flashing Light ⁽¹⁾	Auto reset
2	Horn	Silence with Reset Button at any time
3	User Device	As user desires
4	User Device	As user desires

1. Light can be wired to flash or stay steady on

Notes:

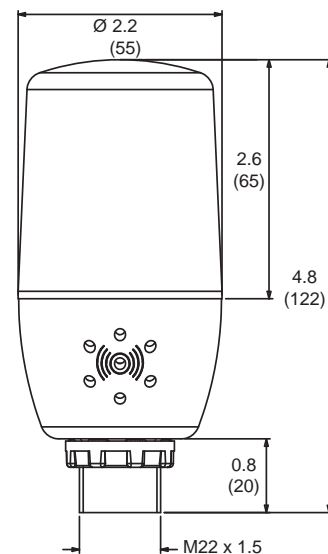
1. The Light / Horn accessory is powered from the 200 mA transmitter power supply; so when it is installed, there is less power available for the transmitter. See MOD-LH and MOD-LHX2 Series instruction manuals for details.
2. See LIMMODLHX2 for typical wiring diagrams using the Trident X2 meter, which has a capacity of only two relays.

MOD-LH & MOD-LHX2 Light / Horn Accessories

When these are ordered, the enclosure comes pre-drilled with holes for the Light / Horn and Reset Button to be installed by user. Meter and enclosure are sold separately. The Light / Horn hole is in the back left corner of the enclosure and the Reset button is centered on the side of the enclosure about an inch off the bottom. For mounting in different locations, order items separately and drill holes and mount as desired. Other light and button colors are available.

Light / Horn Dimensions

Units: Inches (mm)



PDA2300 Economical Plastic NEMA 4X Enclosures

SPECIFICATIONS

General

Material: Thermoplastic Polyester

Color: Gray

Meters: Houses up to 10 meters

Meter Mounting Method: Through cover

Cover Mounting Method: Hinge / Hasp

Ratings: NEMA 4X

Approvals: UL, C-UL

Operating Temperature: -40 to 120°C

Warranty: 1 year

1/8 DIN Meter Types

Type	Meters
B	PD542, PD543, and PD562
C	PD603, PD644, PD743, PD765, PD6602, PD6603, PD6604, PD6606, PD6607, PD6608, PD6622, PD6624, and PD6626, and PD6628.
D	PD138, PD154, and PD158
E	PD6000, PD6001, PD6060, PD6080, PD6081, PD6088, PD6089, PD6100, PD6200, PD6210, PD6262, PD6300, PD6310, PD6310-WM, PD6363, PD6400, and PD7000

Dimensions / Features

• Available ■ 1 Required

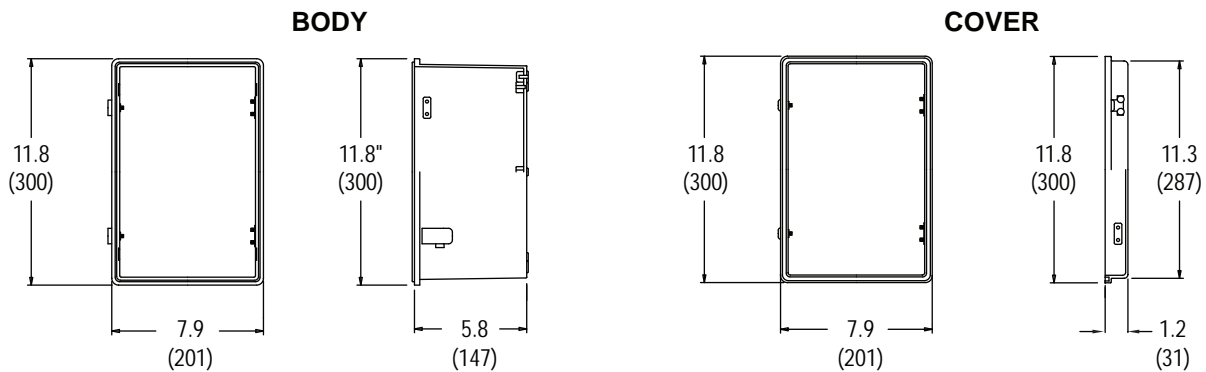
Model	# of Meters					Outside Dimensions (H x W x D) Inch (mm)	Inside Dimensions (H x W x D) Inch (mm)	Mounting Dimensions Inch (mm)	Conduit Hole	Fits PDA1024-01	Fits Light / Horn	Weight lb (kg)
		1/8 DIN Meter Type										
		B	C	D	E							
Horizontal Cutouts												
PDA2301	1	•	•		•	11.8 x 7.9 x 7.0 (300 x 201 x 178)	11.0 x 7.0 x 6.9 (281 x 180 x 176)	9.96 x 7.72 (253 x 196)		•	•	3.15 (1.43)
PDA2302	2											
PDA2303	3											
PDA2304	4	•	•		•	15.75 x 11.8 x 7.0 (400 x 300 x 178)	15.0 x 11.0 x 6.9 (382 x 281 x 176)	13.90 x 11.65 (353 x 296)		•	•	5.50 (2.49)
PDA2304-1	1											
PDA2304-2	2											
PDA2304-3	3											
PDA2305	5											
PDA2306	6											
PDA2307	7											
PDA2308	8											
PDA2312	2											
PDA2309	9	•	•		•	19.7 x 15.8 x 7.9 (500 x 401 x 201)	18.7 x 14.8 x 7.0 (475 x 375 x 182)	17.80 x 15.59 (452 x 396)		•	•	8.75 (3.97)
PDA2310	10											
Vertical Cutouts												
PDA2301-V	1			•		11.8 x 7.9 x 7.0 (300 x 201 x 178)	11.0 x 7.0 x 6.9 (281 x 180 x 176)	9.96 x 7.72 (253 x 196)		•	•	3.15 (1.43)
PDA2302-V	2											
PDA2322	2	•	•	■	•							
PDA2303-V	3			•		15.75 x 11.8 x 7.0 (400 x 300 x 178)	15.0 x 11.0 x 6.9 (382 x 281 x 176)	13.90 x 11.65 (353 x 296)		•	•	5.50 (2.49)
PDA2304-V	4											
PDA2305-V	5											
PDA2306-V	6											
No Cutouts												
PDA2303-B	N/A					11.8 x 7.9 x 7.0 (300 x 201 x 178)	11.0 x 7.0 x 6.9 (281 x 180 x 176)	9.96 x 7.72 (253 x 196)		•	•	3.15 (1.43)
PDA2308-B	N/A					15.75 x 11.8 x 7.0 (400 x 300 x 178)	15.0 x 11.0 x 6.9 (382 x 281 x 176)	13.90 x 11.65 (353 x 296)		•	•	5.50 (2.49)
PDA2310-B	N/A					19.7 x 15.8 x 7.9 (500 x 401 x 201)	18.7 x 14.8 x 7.0 (475 x 375 x 182)	17.80 x 15.59 (452 x 396)		•	•	8.75 (3.97)

PDA2300 Economical Plastic NEMA 4X Enclosures

DIMENSIONS

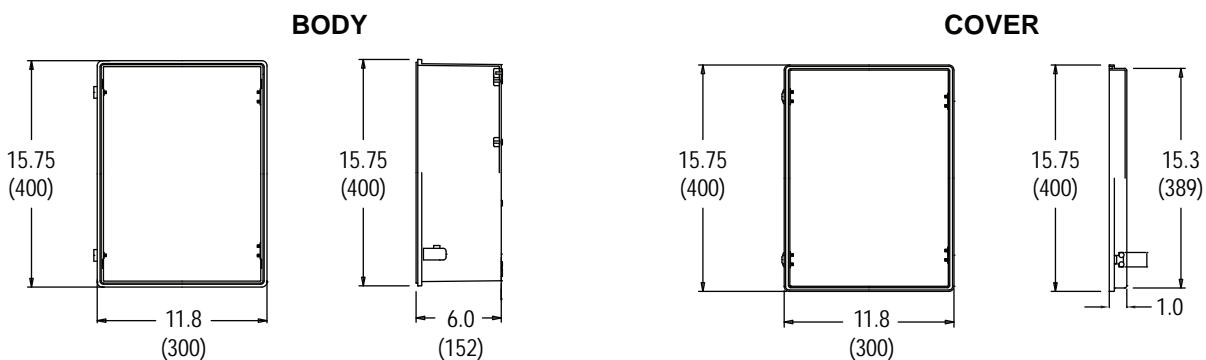
Units: Inches (mm)

Small Enclosures



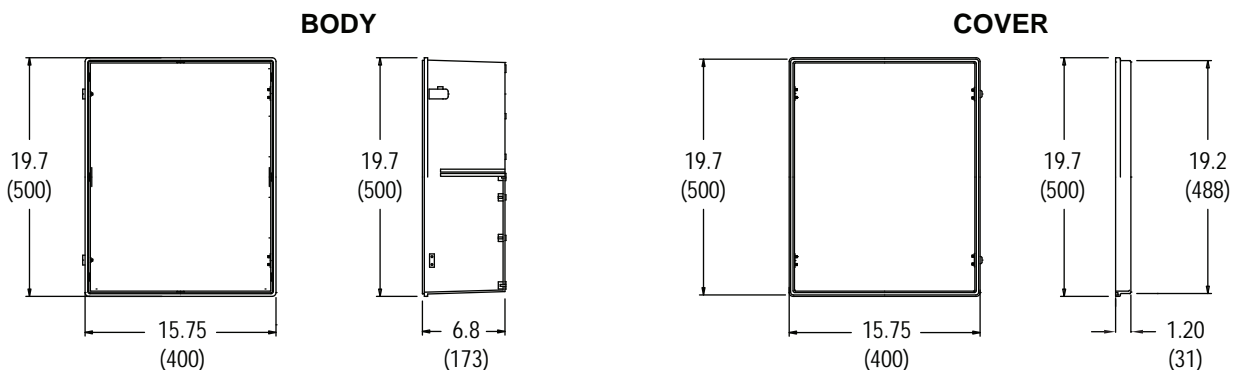
Dimensions for: PDA2301, PDA2301-V, PDA2302, PDA2302-V, PDA2303, PDA2303-B, PDA2322.

Medium Enclosures



Dimensions for: PDA2303-V, PDA2304, PDA2304-V, PDA2304-1, PDA2304-2, PDA2304-3, PDA2305, PDA2305-V, PDA2306, PDA2306-V, PDA2307, PDA2308, PDA2308-B, PDA2312.

Large Enclosures



Dimensions for: PDA2309, PDA2310, PDA2310-B.



Download free 3-D CAD files of these enclosures to simplify your drawings!

PDA2300 Economical Plastic NEMA 4X Enclosures

ORDERING INFORMATION

Horizontal Cutouts

Model	# of Meters	1/8 DIN Meter Type			
		B	C	D	E
PDA2301	1	•	•		•
PDA2302	2	•	•		•
PDA2303	3	•	•		•
PDA2304	4	•	•		•
PDA2304-1	1	•	•		•
PDA2304-2	2	•	•		•
PDA2304-3	3	•	•		•
PDA2305	5	•	•		•
PDA2306	6	•	•		•
PDA2307	7	•	•		•
PDA2308	8	•	•		•
PDA2309	9	•	•		•
PDA2310	10	•	•		•
PDA2312	2	•	•		•

Vertical Cutouts

Model	# of Meters	1/8 DIN Meter Type			
		B	C	D	E
PDA2301-V	1			•	
PDA2302-V	2			•	
PDA2303-V	3			•	
PDA2304-V	4			•	
PDA2305-V	5			•	
PDA2306-V	6			•	
PDA2322	2	•	•	■	•

• Available ■ 1 Required

1/8 DIN Meter Types

Type	Meters
B	PD542, PD543, and PD562
C	PD603, PD644, PD743, PD765, PD6602, PD6603, PD6604, PD6606, PD6607, PD6608, PD6622, PD6624, and PD6626, and PD6628.
D	PD138, PD154, and PD158
E	PD6000, PD6001, PD6060, PD6080, PD6081, PD6088, PD6089, PD6100, PD6200, PD6210, PD6262, PD6300, PD6310, PD6310-WM, PD6363, PD6400, and PD7000

No Cutouts

Model	Description
PDA2303-B	Enclosure with no Cutouts
PDA2308-B	Enclosure with no Cutouts
PDA2310-B	Enclosure with no Cutouts

Sub-Panels

Model	Description
PDP2303	For PDA2301 - PDA2303 & PDA2322
PDP2308	For PDA2304 - PDA2308 & PDA2312
PDP2310	For PDA2309 & PDA2310

Accessories

Model	Description
MOD-LHRB1	Red ⁽³⁾ Light / Horn + Reset Button with Holes Drilled ⁽¹⁾ (PROVu)
MOD-LHRB1-X2	Red ⁽³⁾ Light / Horn + Reset Button with Holes Drilled ⁽¹⁾ (Trident X2)
PDA-BUTTON1R	Red ⁽³⁾ Reset Button ⁽²⁾
PDA-LHR	Red ⁽³⁾ Light / Horn
PDA1002	6" DIN Rail Mounting Kit
PDA1024-01	24 VDC Power Supply for DIN Rail
PDA-SSTAG	Stainless Steel Tag
PDX18DIN-FILLER	1/8 DIN Cutout Filler

1. The enclosure comes pre-drilled with holes for Light / Horn and Reset Button to be installed by user. Meter and enclosure are sold separately. The Light / Horn hole is in the back left corner of the enclosure and the Reset button is centered on the front of the enclosure about an inch off the bottom of the door. For mounting in different locations, order items separately and drill holes and mount as desired.
2. The Reset Button works only with meters that have digital input contacts.
3. For other color options see corresponding instruction manual.

Your Local Distributor is:

Disclaimer

The information contained in this document is subject to change without notice. Precision Digital Corporation makes no representations or warranties with respect to the contents hereof, and specifically disclaims any implied warranties of merchantability or fitness for a particular purpose.

©2010-2019 Precision Digital Corporation. All rights reserved.

LDS2300_J 11/19

**PRECISION
DIGITAL** 

PRECISION DIGITAL CORPORATION

1.888.610.7664

 www.calcercert.com

sales@calcercert.com