



Description

A 6 figure general purpose, rugged, electromechanical counter, either panel or base mounted, with manual knob reset, key reset or thumb wheel reset. Frame and housing provides rigid support for accurate alignment and trouble-free use. Distinctive numerals enhance visibility under adverse viewing conditions.

Features

- Panel or base mount
- Rigid support for accurate alignment
- Enhanced visibility
- Manual knob, key or thumb wheel reset

Options

- Lead lengths
- Terminations
- Mounting
- 1071-024S - additional key for model 1026

Specifications

Figures: 6 figures, white on black, 0.19" [5mm] high
Reset: Knob, lock and key, or thumb wheel
Speed: 1,000 counts/minute (min. 30ms - on, 30ms - off)
Voltage: 115VAC (+/- 10%, but not to exceed 10 volts)
Power: 7.8 watts (nominal)

Mounting: Base or panel
Terminations: (2)#22 AWG 105°C wire leads, 8" [203mm] long
Operating Life: Beyond 50 million counts
Temp. Range: -15°F to +140°F [-26°C to +60°C]
Approvals: UL Recognized, CE Compliant, ROHS
Weight: 18 to 22 oz. [510 to 624g]

Models Description

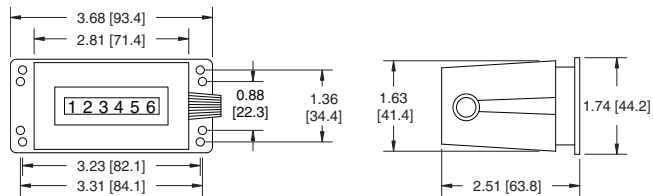
2-1006 115VAC, base mount, knob reset
P2-1006 115VAC, panel mount, thumb wheel reset
P32-1026 115VAC, panel mount, lock and key reset

Models Description

* Items in bold are normally in factory stock.

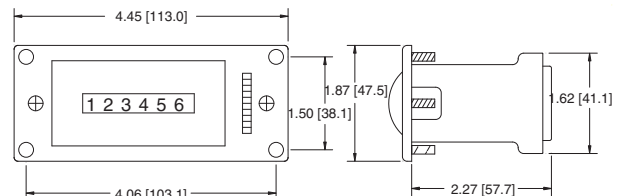
Dimensions

Base Mount



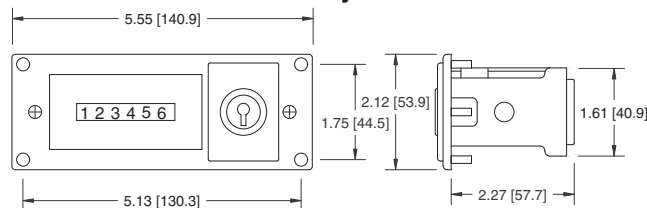
Mounting holes: 0.15" [3.8mm] Dia.

Panel Mount



Screws provided: 6-32 x 0.6 [15.2mm]
 Panel cutout: 3.85" x 1.75" [97.8 x 44.5mm]

Lock and Key Reset



Screws provided: 6-32 x 0.6 [15.2mm]
 Panel cutout: 4.88" x 1.75" [124.0 x 44.5mm]

Applications

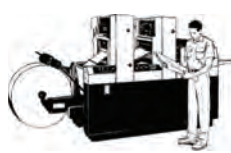
Molding machines



Punch press



Printing presses



Test labs



Secondary Machines

