


powerswitch™

MS4X Non-Fused Manual Motor Starters in Type 4X Enclosure

Suitable as Motor Disconnect
Watertight and Dust-tight for Industrial Applications



New Compact, Heavy Duty, Type 4X Enclosed Motor Disconnect Switch

The new Powerswitch MS4X Series of enclosed motor starter disconnect rated switches are the ideal choice for process environments with non-ignitable particulate laden air, in areas requiring frequent water washdowns or in outdoor exposure.


- Available in pre-assembled 30A & 40A Versions
- UL Type 4X Non-Metallic Enclosure
- IP67 "Watertight" Rated
- UL 508 Listed Manual Motor Controller
- Field Replaceable Switches
- Meets OSHA Lockout/Tagout Requirements
- Compact design saves space and provides for easier installation

Leviton's Powerswitch MS4X devices comply with NEC® Article 430's requirement for providing individual disconnecting means for a controller and motor within the line of sight of motor and controller location. The Type 4X enclosure makes the MS4X ideal for use in harsh environments, indoor or outdoor.

NEC and National Electric Code are registered trademarks of the National Fire Protection Agency



Features

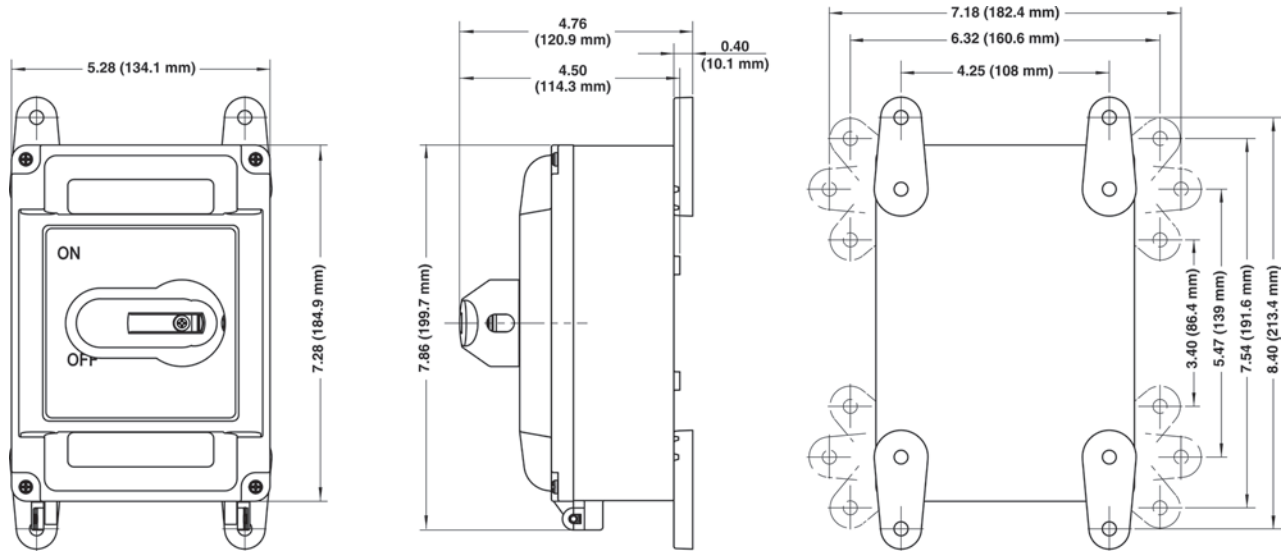


Ordering Information

Cat. No.	Description	Amp.	Poles	Volt.	HP
MS4X-302	30 Amp, 600VAC, 2-Pole Motor Starter in Type 4X Thermoplastic Enclosure	30A	2	120V	2
MS4X-402	40 Amp, 600VAC, 2-Pole Motor Starter in Type 4X Thermoplastic Enclosure	40A		240V	5
				480V	10
				600V	15
MS4X-303	30 Amp, 600VAC, 3-Pole Motor Starter in Type 4X Thermoplastic Enclosure	30A	3	120V	3
MS4X-403	40 Amp, 600VAC, 3-Pole Motor Starter in Type 4X Thermoplastic Enclosure	40A		240V	7.5
				480V	15
				600V	20



Dimensions



Specifications

Electrical Specifications		Mechanical Specifications	
Dielectric Voltage-Withstand	2200V AC for 1 minute	Mold Stress Relief	70°C for 7 hours
Overload	50 cycles at 6 times full rated current	Knockout Test	Remains in place with 20 lb push
Temperature Rise	50°C maximum at full rated current	Crush	100 lb
Endurance	6000 cycles of inductive motor type load. Dual rated General Purpose and Manual Motor Control	Impact	1.2 lb steel ball dropped from 5 ft
Short Circuit Rating (Motor Disconnect)	10,000 RMS symmetrical amps at 600V AC max. When protected by a 30 A time delay fuse	Cold Impact	Same as above, after conditioning to -35°C
Material Specifications		Strength of Insulating Base and Support	110% of specified tightening torque on terminal screws
Enclosure	PBT Polyester	Terminal Identification	T1, T2, T3, L1, L2 & L3 marked on back of device
Handle	PBT Polyester	Terminal Accommodation	#10 AWG, #8 AWG (with ring terminal)
External Hardware	Stainless Steel	Torque	20 inch-pounds
Environmental Specifications		Standards Specifications	
Flammability	UL94 V-0	NEMA	WD1 & WD6
Operating Temperature	-40°C to 60°C	ANSI	C-73
Rain (3R) per UL 50	Water spray @ 5 psi from all sides for 1 hr	UL 508	File #E63969
Hosedown (4X) per UL 50	Water spray @ 65 gal/min for 5 min.	cUL per CSA C22.2 No. 111	File #E63969
Dust (12K) per UL 50	Cement Dust Circulated @1000 ft/minute for 5 minutes	NOM	057
Gasket Aging	70°C for 168 hours		
UV Resistance	Exposed plastic materials are UV stabilized		

Valox is a registered trademark of Sabic Innovative Plastics

Additional 30A & 40A Manual Motor Controllers Suitable as Motor Disconnect



Ordering Information

Cat. No.	Description	AC Horsepower Rating (HP)			
		120V	240V	480V	600V
MS302-DS	30 AMP, 600V AC, 2-Pole, 1Ø, Standard Toggle	2	5	10	15
MS302-DSS	30 AMP, 600V AC, 2-Pole, 1Ø, Short Toggle	2	5	10	15
MS303-DS	30 AMP, 600V AC, 3-Pole, 3Ø, Standard Toggle	3	7 ½	15	20
MS303-DSS	30 AMP, 600V AC, 3-Pole, 3Ø, Short Toggle	3	7 ½	15	20
MS402-DS	40 AMP, 600V AC, 2-Pole, 1Ø, Standard Toggle	2	5	10	15
MS403-DS	40 AMP, 600V AC, 3-Pole, 3Ø, Standard Toggle	3	7 ½	15	20
N1302-DS	Type 1 Metal Enclosure with MS302-DS Switch	2	5	10	15
N1303-DS	Type 1 Metal Enclosure with MS303-DS Switch	3	7 ½	15	20
N1303-TDS	Type 1 Enclosure with Thermoplastic Cover and MS303-DS Switch	3	7 ½	15	20
N3302-DS	Type 3R Metal Enclosure with MS302-DS Switch	2	5	10	15
N3303-DS	Type 3R Metal Enclosure with MS303-DS Switch	3	7 ½	15	20
N13NC-DS	Type 1 Metal Enclosure Only (Use only with 30A Motor Starter Switches listed above)	See switch ratings above			
N13NC-TDS	Type 1 Thermoplastic Enclosure Only (Use only with 30A Motor Starter Switches listed above)	See switch ratings above			
N33NC-DS	Type 3R Metal Enclosure Only (Use only with 30A or 40A Motor Starter Switches listed above)	See switch ratings above			



Q-485