



Series
L6

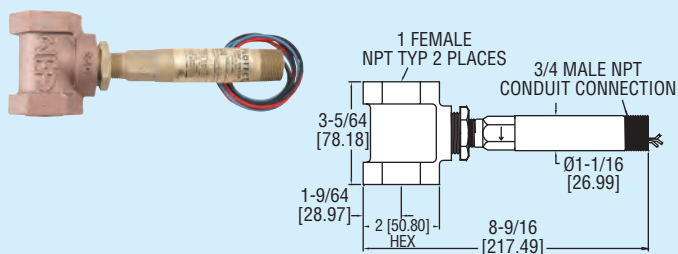
FLOTECT®

Liquid Level Switch

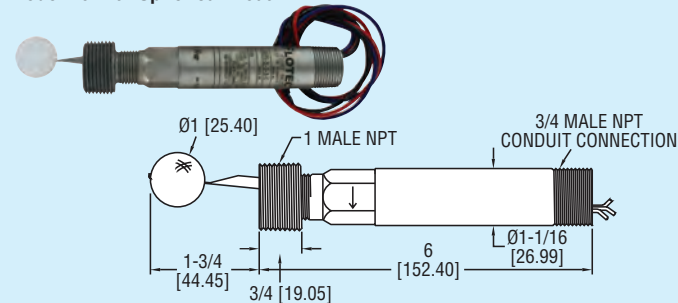


Easy In-wall or External Installation, Up to 2000 psig (138 bar)

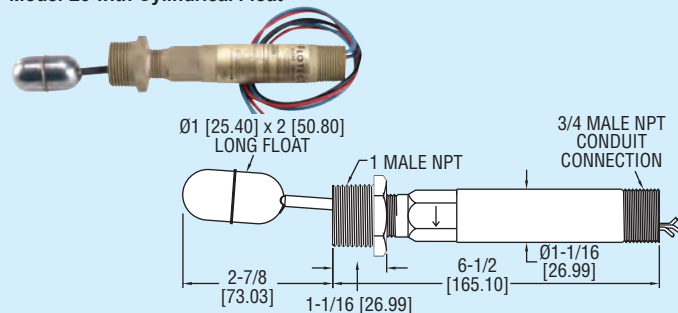
Model L6 with External Float Chamber



Model L6 with Spherical Float



Model L6 with Cylindrical Float



SPECIFICATIONS

Service: Liquids compatible with wetted materials.

Wetted Materials:

Float: Solid polypropylene or 304 SS.

Lower Body: Brass or 303 SS.

Magnet: Ceramic.

External Float Chamber (Tee):

Matches lower body choice of brass or 303 SS.

Other: Lever Arm, Spring, Pin, etc.: 301 SS.

Temperature Limit: -4 to 220°F (-20 to 105°C) Standard, MT high temperature option 400°F (205°C) (MT not UL, CSA, ATEX, IECEx and KC). ATEX compliant AT, IECEx IEC and KC option ambient temperature -4 to 167°F (-20 to 75°C) process temperature: -4 to 220°F (-20 to 105°C).

Pressure Limits: See instruction manual.

Enclosure Rating: Weatherproof and Explosion-proof. Listed with UL and CSA for Class I, Groups A, B, C and D; Class II, Groups E, F, and G. (Group A on stainless steel body models only). ATEX **CE** 0344 **Ex** II 2 G Ex d IIC T6 Gb Process Temps 75°C.

EC-Type Certificate No.: KEMA

04ATEX2128.

ATEX Standards: EN 60079-0: 2009; EN 60079-1: 2007.

IECEx Certified: For Ex d IIC T6 Gb Process Temps 75°C.

IECEx Certificate of Conformity: IECEx DEK II.0039.

IECEx Standards: IEC 60079-00: 2007; IEC 60079-1: 2007.

Korean Certified (KC) for Ex d IIC T6

Gb Process Temps 75°C.

KTL Certificate Number: 2012-2454-75.

Switch Type: SPDT snap switch standard, DPDT snap switch optional.

Electrical Rating: UL models: 5A @ 125/250 VAC (V~). CSA, ATEX and IECEx models: 5A @ 125/250 VAC (V~); 5A res., 3A ind. @ 30 VDC (V=).

MV option: .1A @ 125 VAC (V~). MT option: 5A @ 125/250 VAC (V~). [MT option not UL, CSA, ATEX or IECEx].

Electrical Connections: UL models: 18 AWG, 18" (460 mm) long.

ATEX/CSA/IECEx models: terminal block.

Upper Body: Brass or 303 SS.

Conduit Connection: 3/4" male NPT standard, 3/4" female NPT on junction box models.

Process Connection: 1" male NPT on models without external float chamber, 1" female NPT on models with external float chamber.

Mounting Orientation: Horizontal with index arrow pointing down.

Weight: Approximately 1 lb (.5 kg) without external float chamber, 1.75 lb (.8 kg) with external float chamber.

Specific Gravity: See chart below.

Agency Approvals: ATEX, CE, CSA, IECEx, UL.

Model	Body	Installation	Float Material	Max. Pressure psig (bar)	Min. Sp. Gr.
L6EPB-B-S-3-O	Brass	Side Wall Mounting	Polypropylene Spherical	1000 (69)	0.9
L6EPB-B-S-3-A	Brass	Side Wall Mounting	304 SS Cylindrical	200 (13.8)	0.5
L6EPB-B-S-3-C	Brass	Side Wall Mounting	304 SS Spherical	350 (24.1)	0.7
L6EPB-B-S-3-B	Brass	Brass External Float Chamber (Tee)	Polypropylene Spherical	250 (17.2)	0.9
L6EPB-B-S-3-H	Brass	Brass External Float Chamber (Tee)	304 SS Spherical	250 (17.2)	0.7
L6EPS-S-S-3-O	303 SS	Side Wall Mounting	Polypropylene Spherical	2000 (138)	0.9
L6EPS-S-S-3-A	303 SS	Side Wall Mounting	304 SS Cylindrical	200 (13.8)	0.5
L6EPS-S-S-3-C	303 SS	Side Wall Mounting	304 SS Spherical	350 (24.1)	0.7
L6EPS-S-S-3-S	303 SS	304 SS External Float Chamber (Tee)	Polypropylene Spherical	2000 (138)	0.9
L6EPS-S-S-3-L	303 SS	304 SS External Float Chamber (Tee)	304 SS Spherical	350 (24.1)	0.7

Surprisingly compact, the Series L6 FloTECT® Level switch is designed and built for years of trouble-free service in a wide variety of process liquid level applications. Operation is simple and dependable with no mechanical linkage as the level switch is magnetically actuated. The float lever pivoted within the body moves when the process liquid displaces the float. A magnet on the opposite end of the float lever controls a second magnet on the switch actuating lever located in the switch housing.

FEATURES

- Leak proof lower body machined from bar stock
- Choice of models for direct side wall mounting or mounted in a tee to act as an external float chamber
- Weatherproof
- Explosion-proof (listings included in specifications)
- Electrical assembly can be easily replaced without removing the unit from the installation so that the process does not have to be shut down
- Sensitive to level changes of less than 1/2" (12 mm)

OPTIONS

Gold Plated Contacts option for dry circuits, add suffix **-MV** (see electrical rating in specifications)

High Temperature option rated 400°F (204°C), add suffix **-MT** (see electrical rating in specifications, no listings or approvals, only available on models with stainless steel floats)

CSA and UL approved construction, includes weatherproof and explosion-proof junction box, add suffix **-CSA**

ATEX compliant construction includes, weatherproof and explosion-proof, junction box, add suffix **-AT**

IECEx certified construction, add suffix **-IEC**

DPDT contacts, change seventh character in model number to "D". Example: L6EPB-B-D-3-O

Options Not Shown: 1-1/2" and 2" male NPT process connection, 2" female NPT connection tee, and top mount.

LEVEL

Level Switches,
Float

1.888.610.7664



www.calcort.com

sales@calcort.com