



Quality and reliability is our tradition

KYORITSU

## DIGITAL INSULATION/CONTINUITY TESTERS KEW 3021A/3022A/3023A

**One-second High-speed  
Result Display**



Photo: KEW 3021A

**Test lead 7103A with remote  
control switch (as standard)**

**KEW 3021A** 125/250/500/1000V  
**KEW 3022A** 50/100/250/500V  
**KEW 3023A** 100/250/500/1000V

- 3 functions in one unit, insulation test with 4 voltage ranges, continuity test, AC voltage measurement.
- With 2.5 times faster testing speed than the preceding models!
- 200mA measuring current on continuity testing.
- Comparator function with PASS / FAIL and buzzer.
- 0Ω adjustment at continuity measuring range.
- Memory function up to 99 data.
- Backlight LCD provides easy reading in dark locations.
- Safety lock system prevents an erroneous operation on 500 and 1000 Volt ranges.



# ● KEW 3021A/3022A/3023A Specifications

	3021A				3022A				3023A			
Insulation resistance												
Test voltage	125V	250V	500V	1000V	50V	100V	250V	500V	100V	250V	500V	1000V
Measuring range (Auto range)	4.000/40.00/200.0MΩ				4.000/40.00/200.0MΩ		4.000/40.00/400.0/2000MΩ		4.000/40.00/200.0MΩ		4.000/40.00/400.0/2000MΩ	
First Effective Measuring range	0.2 - 20MΩ	0.2 - 40MΩ	0.2 - 200MΩ	0.2 - 1000MΩ	0.2 - 20MΩ		0.2 - 40MΩ	0.2 - 200MΩ	0.2 - 20MΩ	0.2 - 40MΩ	0.2 - 200MΩ	0.2 - 1000MΩ
Mid-scale value	5MΩ		50MΩ		5MΩ			50MΩ	5MΩ		50MΩ	
Accuracy	±2%rdg±6dgt				±2%rdg±6dgt				±2%rdg±6dgt			
Second effective measuring range					0.110 - 0.199MΩ							
	20.01 - 200.0MΩ	40.01 - 2000MΩ	200.1 - 2000MΩ	1001 - 2000MΩ	20.01 - 200.0MΩ		40.1 - 2000MΩ	200.1 - 2000MΩ	20.01 - 200.0MΩ	40.01 - 2000MΩ	200.1 - 2000MΩ	1001 - 2000MΩ
Accuracy	±5%rdg±6dgt				±5%rdg±6dgt				±5%rdg±6dgt			
Rated current	DC1.0 - 1.2mA											
Short circuit current	DC1.5mA MAX											
Ω/Continuity												
Auto range	40.00/400.0 Ω											
Accuracy	±2%rdg±8dgt											
Output Voltage on open circuit	5V±20%											
Short circuit current	DC220±20mA											
Fuse	Quick acting ceramic fuse 0.5A/600V (φ6.35 × 32mm)											
Voltage measurement												
Range	AC 20-600V(50/60Hz) DC ±20-600V											
Accuracy	±3%rdg±6dgt											
Other function	• Data hold • Live circuit warning		• Zero Ω ADJ. • Auto power off		• Auto discharge • Battery alarm		• Bar graph display • Backlight		• Memory • Safety lock		• Comparator • Remote measurement	
General												
Safety standard	IEC 61010-1 CATⅢ 600V IEC61557-1,2,4 IEC61326-1、IEC 60529 (IP40)											
Dimensions / Weight	105(L) × 158(W) × 70(D)mm / 600g approx. including batteries											
Power source	R6/LR6(AA)(1.5V) × 6											
Accessories	7150A (Test lead with remote control switch set), 8923 (Fuse 0.5A/600V), 9121 (Shoulder strap), R6 (AA) × 6, Instruction Manual											
Optional	7115 (Extension Probe), 8016 (Hook type prod), 9089 (Carrying case)											

## Comparator Function

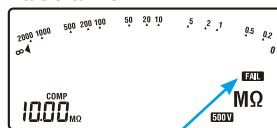
Select and set the standard resistance value in each measuring range, and compare it with readings.

Notice the result of comparison by the **FAIL** or **PASS** sign on the display, and by buzzer sound in same time.

Buzzer can be set either for **FAIL** or **PASS** at your choice.


When measured 1MΩ

Set the standard value at 10MΩ




Set the buzzer to be beeped for FAIL sign

When measured 100MΩ



**FAIL** sign with buzzer sound



**PASS** sign indicated

## ● Accessories 7150A[Test lead with remote control switch set]



7103A  
Test lead with remote control switch



7161A  
Flat test prod



7131B  
Safety crocodile clip



8017  
Extension prod




9120  
Cord case

## ● Optional



7115  
Extension Probe



8016  
Hook type prod



9089  
Carrying case



## Safety Warnings :

Please read the "Safety Warnings" in the instruction manual supplied with the instrument thoroughly and completely for correct use. Failure to follow the safety rules can cause fire, trouble, electrical shock, etc. Therefore, make sure to operate the instrument on a correct power supply and voltage rating marked on each instrument.

■ For inquires or orders :



**KYORITSU ELECTRICAL  
INSTRUMENTS  
WORKS, LTD.**

