










RF3000[®]

pipette controller

Packed with features for comfortable and accurate pipetting

The powerful pump offers rapid, yet sensitive aspiration and dispensing, has adjustable valves and is microprocessor controlled for constant reliability and accuracy.

- Operates with 100–240 volt electrical supplies worldwide
- Universal grip and soft coated triggers with direction indicators, for right or left handed users
- Ergonomically balanced in the hand with a loaded pipette
- Bright LEDs indicate three operation modes: high, low, and gravity
- Toggle operation by pressing the large mode button
- Filters are readily available, so you are not tied into a pipette specific brand—helps reduce the total life costs of ownership versus other makes of pipette aids
- An adapter can be fitted to the nose cone to stabilize small volume and thinner pipettes
- Low battery indicator; can be recharged when in use

Part No.	Description
HS3000	RF3000 with power adapter
Replacement parts	
HS5000RFFIL	Filters, pack of 5
HS300501	Universal power adapter
HS300502	Battery RF3000    
HS300504	Nose cones, pack of 5      Autoclavable
*Assorted colors (Black, Yellow, Red, Grey and Blue)	

Specifications

Power:	Rechargeable li-Ion battery (replaceable)
Filter:	PTFE/25 mm dia / 0.45 µm filter
Pipettes:	1 – 100 mL, glass and plastic
Pipette Nozzle:	Polypropylene, autoclavable
Dimensions:	15 x 152 x 41 mm
One-year warranty	

Tested to comply with U.S., Canadian and European Safety and EMC Standards



Operational mode indicator



Magnetic wall mount



Heathrow Scientific[®]