



Field Mount Status Relay

H120 Series



Hawkeye™

SPECIFICATIONS

5 Year
Warranty

Sensor Power	Induced from relay coil power
Operating Temperature	-15° to 60°C (5° to 140°F) (13.8A max.), -15° to 50°C (5° to 122°F) (20A max.)
Operating Humidity	10-90% RH non-condensing
Expected Relay Life (mechanical)	10 million cycles
Relay Status	LED ON=energized
Agency Approvals	UL 508 closed type device listing, CAT III, pollution degree 2, basic insulation
LEAD WIRE SPECIFICATIONS	
Lead Length	14" (356 mm) min.
Style and Gauge	UL1015; Coil: 18 AWG; Contacts: 12 AWG; Status: 16 AWG

Do not use the LED status indicators as evidence of applied voltage.

SPST Status Relay With Integral Current Switch

FEATURES

- The current switch and relay are in series...connect the contacts to the load and your current switch is automatically installed
- The nipple mount housing can be connected to any 1/2" conduit knockout for installation versatility
- Relay coil LED streamlines job commissioning and check out
- HP ratings make the H120 ideal for control and status of fractional HP motors
- 5-year warranty
- NEMA 1 rated housing may be used in plenum spaces
- Can be externally mounted to the electrical enclosure...space saver
- 0.1A turn-on...easily monitors the smallest motors

DESCRIPTION

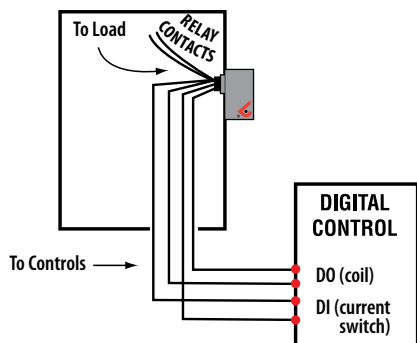
The **H120** and **H120NC** offer a fixed current switch and SPST relay in a single externally mounted housing. Combining the current sensor and relay in one easy-to-install package eliminates the need to fit multiple devices into small electrical enclosures and simplifies the installation. Remove the labor associated with installing a separate current sensor.

APPLICATIONS

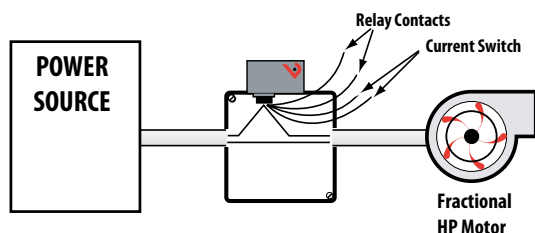
- Unit Ventilators
- Fan Coil Units
- Exhaust Fans
- Fan Terminal Units
- Fractional HP Motors
- Light Resistive Loads

WIRING DIAGRAMS

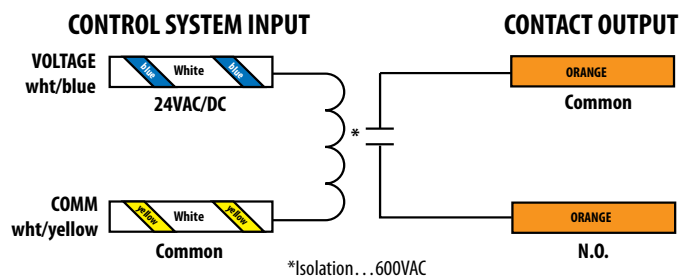
Nipple mount directly to a panel



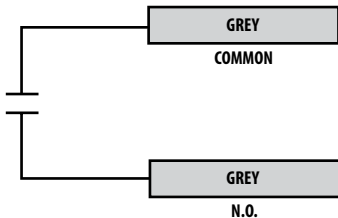
Nipple mount to 4x electrical box



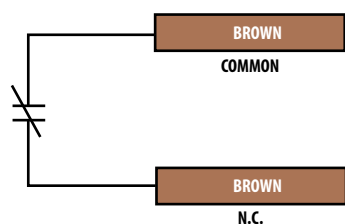
WIRE COLOR CODES



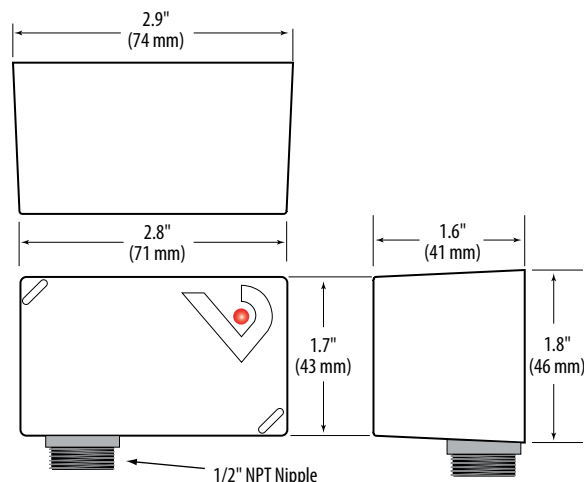
H120 STATUS OUTPUT



H120NC STATUS OUTPUT



DIMENSIONAL DRAWING



RELAY CONTACT RATINGS (N.O.)

Resistive.....	20A(r)*@277VAC/28VDC (250,000 Cycles)
Motor.....	120VAC, 1HP 208VAC, 1HP 250VAC, 2HP 277VAC, 2HP
Ballast.....	277VAC, 20A
Tungsten.....	120VAC, 10A

TYPICAL COIL PERFORMANCE

Voltage	Coil Current	
	AC	DC
24V.....	75mA	32mA

*See operating temperature specification

ORDERING INFORMATION



MODEL	AMPERAGE RANGE	COIL	RELAY	STATUS OUTPUT	TRIP POINT	HOUSING	RELAY POWER LED	UL
H120	0.1A - 20A	24VAC/DC	SPST, N.O.	N.O. 100mA@30VAC/DC	0.1A or less	Nipple Mount	●	●
H120NC				N.C. 100mA@30VAC/DC			●	●