

EN Download full installation manual



Silent⁺ MINI WHITE

CONDENSATE REMOVAL PUMP



IMPORTANT

- 1 This appliance should ONLY be fitted and serviced by a competent & qualified HVAC/R installer in accordance with these instructions and all relevant local and national electrical codes and regulations.
- 2 This appliance is not intended for use by persons (including children) with reduced physical, sensory or mental capabilities, or lack of experience and knowledge, unless they have been given supervision or instruction concerning use of the appliance by a person responsible for their safety.
- 3 Children shall not play with the appliance.
- 4 If the Supply Cord is damaged the pump must be switched off to avoid a hazard. The whole pump will need to be replaced.
- 5 Switch off the isolator to isolate the pump from the electrical supply or disconnect from the electrical supply following the National wiring rules.
- 6 Always disconnect the pump from the electrical supply before assembling disassembling or cleaning.
- 7 This appliance is intended for indoor use only and must not be allowed to freeze.
- 8 Saturate foam filter with water before use.

Failure to follow the instructions provided, shall void all product warranties from Aspen Pumps and may result in electrical overload or fire.

CAUTION

This pump has been evaluated for use with water only.

This pump has been evaluated as a Non-submersible pump, not for use in swimming pool or marine areas and for the use of removing water only.



2

Silent+ Mini White: Univolt 100-250 VAC 50/60Hz

Electrical rating	100-250V, 50/60Hz, 0.18A / 2.1W
Max. water flow rate per hr @ 0m / ft	45L / 12 US Gal
Max. recommended head	10m / 33ft
dB(A) @ 1m	min 16 dB(A)*
Max. unit output	46kW / 157,000Btu/h / 13 ton

- Rated: Continuous
- Class II appliance
- High level safety wires N.C. contacts, 250 VAC, 5A max current
- Maximum ambient atmospheric & water temperature: 40°C / 104°F
- Inlet o/d: Ø16mm / 5/8"
- Outlet o/d: Ø6mm / 1/4"
- Ensure ALL cleaning chemicals are flushed out of the reservoir after use

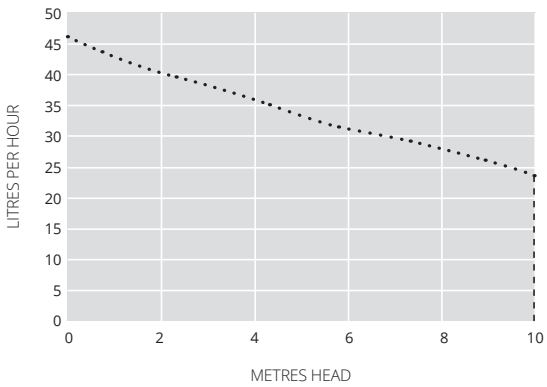
*Assuming solid wall installation with a 2kW unit



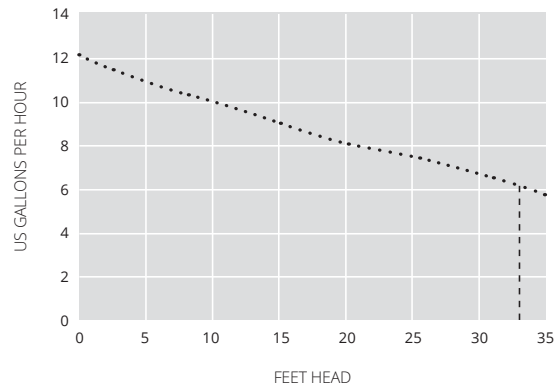
• Information correct at time of going to press



Silent+ Mini White 100-250 VAC, 50Hz/60Hz Litres



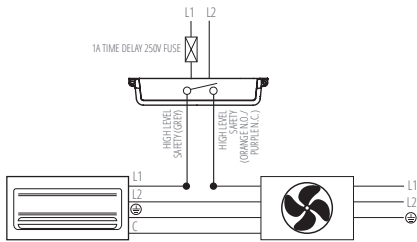
Silent+ Mini White 100-250 VAC, 50Hz/60Hz US Gallons



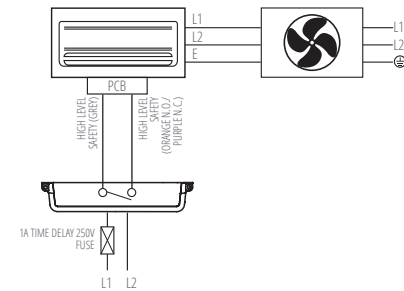
All performance data subject to ± 15% tolerance

CAUTION Observe fusing requirements for 1PH or 2 Wire system. Failure to follow the specified fusing requirements can result in substantial risk of bodily injury, death or property damage from fire.

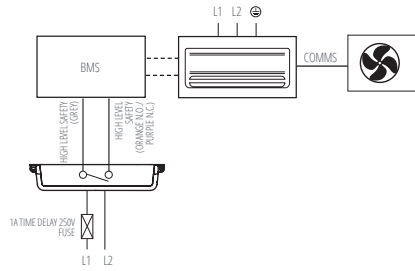
A Connect high level safety switch wires to PCB for forced stop operation (We recommend contacting the AC manufacturer for correct connection points).



B Breaking Live connection to Mini Split Indoor Unit



C Connection to BMS (Building Management System)



USA Univolt 110 - 250V

POWER	(L1) LIVE: Black (L2) NEUTRAL: Red	HIGH LEVEL CUT OUT/VOLT FREE	Grey (Common) Orange (N.O.) Purple (N.C.)
-------	---------------------------------------	------------------------------	---





Silent+

MINI WHITE

CONDENSATE REMOVAL PUMP



an ASPEN PUMPS GROUP brand



1.888.610.7664

 www.calcert.com

sales@calcert.com