


### F-430N

1-1/2", 2" F/NPT

Rod Guided Float



#### Features:

- Tough machined acrylic meter body, highly polished to a clear finish.
- Direct reading permanent scale.
- White back reflector for easy reading.
- 1-1/2" or 2" F/NPT adapters with high grade Viton o-ring seals and aluminum "stress ring" thread supports.
- 316 stainless steel or Hastelloy rod guided floats.
- Acceptable in direct sunlight applications.

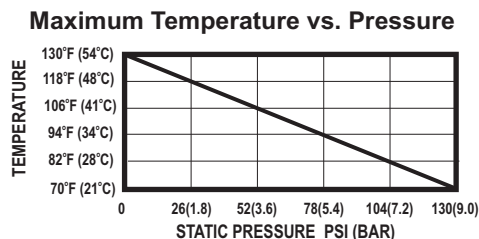
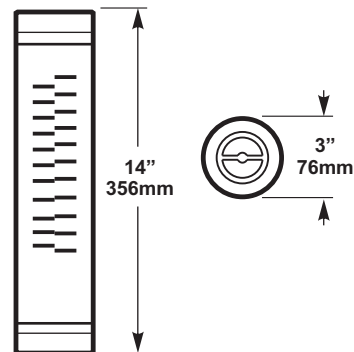
#### Materials of Construction:

Meter Body: .....Cast Acrylic Rod  
 Adapters: .....PVC  
 Guide Rod Holder: .....Polysulfone  
 O-ring seals: .....Viton<sup>®</sup> (optional EP)  
 Float:  
     Standard Series .....316SS  
     K- Series .....Hastelloy  
 Guide Rod:  
     Standard Series .....316SS  
     K- Series .....Hastelloy

#### Specifications:

Max. working pressure: .....130 PSI (8.9 bar) @ 70° F (21° C)  
 Max. Fluid Temperature: .....130° F (54° C) @ 0 PSI  
 Full scale accuracy: .....+/- 5%  
 Calibration fluid: .....water, specific gravity 1.0  
 Scale length: .....5" (127mm)  
 Environment: .....Acceptable for direct sunlight exposure.  
 Maximum pressure drop: .....3 PSI  
 Approximate shipping wt: ...6 lb. (2.7 kg)

#### Dimensions:



### Installation Requirements:

#### 1. Misalignment will damage the meter!

Flowmeter must be installed in an exact vertical plane to ensure accuracy. Be certain of proper plumbing alignments. Misalignment may cause the o-ring seals to leak.

#### 2. Pipe dope and glue will damage the meter!

Use only PTFE tape on the threaded adapters. The meter body and plastic fittings cannot tolerate PVC Glue and/or pipe dope. Even fumes can cause severe damage. If you are installing your flowmeter to a glued pipe configuration, install the flowmeter *after* all glued fittings are dried and lines are purged of all fumes. **Never** hold the meter body with pliers or like tools. **DO NOT OVER-TIGHTEN!**

#### 3. Vibration and heavy loads will damage the meter!

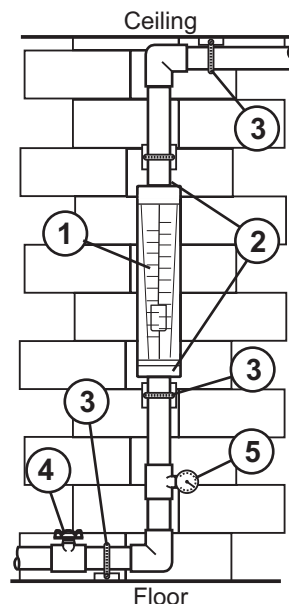
Wall, floor and ceiling mounts and supports must be carefully aligned with the meter body and sturdy enough to support the plumbing and prevent vibration. Never allow the flowmeter to support the weight of related piping.

#### 4. Solenoid valves will damage the meter!

**Avoid a system that will impose a sudden burst of flow to the meter.** Such a burst will cause the float to impact the float stop with destructive force. Solenoid valves, or other quick opening valves cannot be used unless meter is protected against sudden bursts of flow.

#### 5. High pressures and temperatures will damage the meter!

The maximum acceptable temperature and pressure is interdependent. The maximum acceptable working pressure is dependant on the actual fluid temperature. The maximum acceptable fluid temperature is dependant on the actual working pressure. (see Temperature Vs. Pressure chart).



### Flow Range and Model Options:

#### Standard Series

##### - Equipped with 316 SS guide rod

MODEL NUMBER	Dual Scale Range		Adapter F/NPT	Adapter Material	Float Material
	GPM	LPM			
F-43040LNS	4 to 40	15 to 150	2"	PVC	316 SS
F-43040LNS-24	4 to 40	15 to 150	1-1/2"	PVC	316 SS
F-43060LNS	6 to 60	20 to 230	2"	PVC	316 SS
F-43060LNS-24	6 to 60	20 to 230	1-1/2"	PVC	316 SS
F-43080LNS	8 to 80	30 to 300	2"	PVC	316 SS
F-43080LNS-24	8 to 80	30 to 300	1-1/2"	PVC	316 SS
F-43100LNS	20 to 100	75 to 375	2"	PVC	316 SS
F-43100LNS-24	20 to 100	75 to 375	1-1/2"	PVC	316 SS

#### K-Series

##### - Equipped with Hastelloy guide rod

K-Series models are specially equipped for highly corrosive applications.

MODEL NUMBER	Dual Scale Range		Adapter F/NPT	Adapter Material	Float Material
	GPM	LPM			
F-43040LNK	4 to 40	15 to 150	2"	PVC	Hastelloy
F-43040LNK-24	4 to 40	15 to 150	1-1/2"	PVC	Hastelloy
F-43060LNK	6 to 60	20 to 230	2"	PVC	Hastelloy
F-43060LNK-24	6 to 60	20 to 230	1-1/2"	PVC	Hastelloy
F-43080LNK	8 to 80	30 to 300	2"	PVC	Hastelloy
F-43080LNK-24	8 to 80	30 to 300	1-1/2"	PVC	Hastelloy
F-43100LNK	20 to 100	75 to 375	2"	PVC	Hastelloy
F-43100LNK-24	20 to 100	75 to 375	1-1/2"	PVC	Hastelloy

Notes:

Models calibrated with water, Sp.Gr. 1.0. Custom Sp.Gr. calibrations available. Contact the factory.