


EP3 SERIES

Micro-Controlled with High-Performance, Low-Power Coil Poppet Valve Technology



EP3

ATTENTION
 EP Series transducers are sold as an open device. Observe handling precautions for static sensitive devices to avoid damage to the circuitry which would not be covered under the factory warranty.

The EP3 Series combines a microcontroller with high performance, low power coil poppet valve technology to create a system with unparalleled accuracy and proven reliability. The poppet valves used in the EP3 consume no air, eliminating unnecessary air losses in the system and allowing for efficient, long-term operation. The EP3 permits versatility, since all models feature manual override and a tri-state control option. The LCD provides easy visibility and the LED indicators provide visual status of valve operation in manual or automatic mode. All models come with SnapTrack housing and optional covers are available.

SPECIFICATIONS

GENERAL

| | |
|-------------------------|---|
| Input Power | Class 2; 22 to 30 Vdc/20 to 30 Vac, 47 to 63 Hz, 150 mA max. average, 350 mA peak |
| Control Input | Class 2; 4 to 20 mA/0-5 V/0-10 Vdc; switch-selectable, Tri-State, PWM |
| Input Impedance | 4 to 20 mA, 250 Ω; 0-5 V/0-10 Vdc, 10 kΩ |
| Manual Override | Digital pushbutton adjust, jumper-selectable mode |
| Alarm Contact | 100 mA@30 Vac/dc (Pressure loss, manual mode, jumper selectable) |
| Accuracy | 1% FS; combined linearity, hysteresis, repeatability @20 °C (68 °F) ambient |
| Temperature Coefficient | ±0.1%/°C |
| Operating Temp Range | 41 to 140 °F (5 to 60 °C) |
| Operating Hum. Range | 10 to 90% RH non-condensing |
| SCIM | 523 in3/min @ 45 psi; (8570 cm3/min @ 310.3 kPa); 333 in3/min @ 20 psi (5457 cm3/min @ 137.9 kPa) |
| Supply Pressure | Min (0.1 psi + user F.S. pressure); Max 45 psig |

Field-selectable

Field-selectable 4 to 20 mA/
 0-5 V/0-10 Vdc input for
 application flexibility

Multi-point calibration

3 to 15 psi (5-point calibration)
 and 0 to 20 psi (6-point
 calibration)

Quiet operation

Poppet valve technology for quiet
 operation

Pressure loss alarm

Pressure loss alarm provides a
 contact closure if the EP3 is unable
 to achieve the desired output
 within a fixed length of time

Manual override

Manual override with set and hold
 feature...great for commissioning
 leaky systems

Fail-safe vent

Fail-safe vent solenoids bleed
 branch pressure on power failure
 for added safety

APPLICATIONS

- Hospitals
- Schools
- Pneumatic dampers/actuators

| | |
|-----------------------|--|
| Control Range | User programmable zero selectable from 0 to 25 psi: Full scale 0 to 25 psi |
| Pressure Differential | 0.1 psig (supply to branch) |
| Pressure Indication | Electronic, 3-½ digit backlit LCD |
| Min. Tubing Length | 15 feet* |
| Port Connection | 1/8" I.D. poly tubing |
| Media Connection | Clean, dry air, or inert gas. Do not use with oxygen service |

WARRANTY

| | |
|------------------|---------|
| Limited Warranty | 5 years |
|------------------|---------|

AGENCY APPROVALS



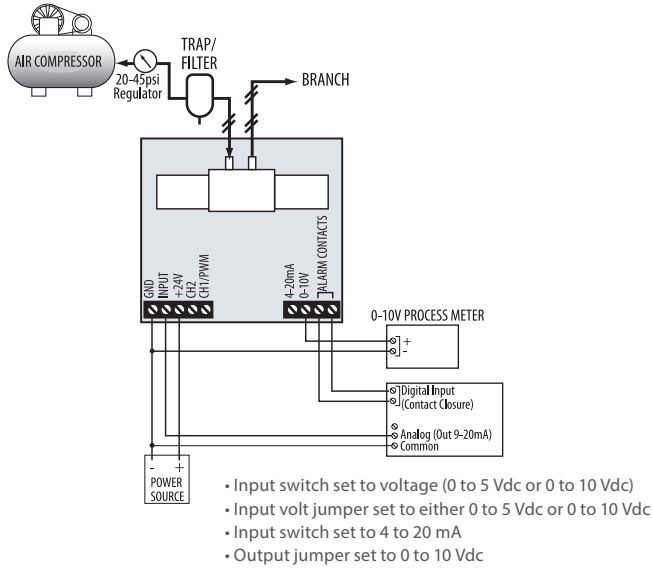
*For shorter tubing runs use the Veris AA45 Pneumatic Capacitor
 EMC Conformance: Low voltage directive 2014/35/EU; EMC directive 2014/30/EU.
 EMC Special Note - CE option: Connect this product to a DC distribution network or an AC/DC power adaptor with proper surge protection (EN 61000-6-1 specification requirements).

**The CE mark applies to models with cover only.

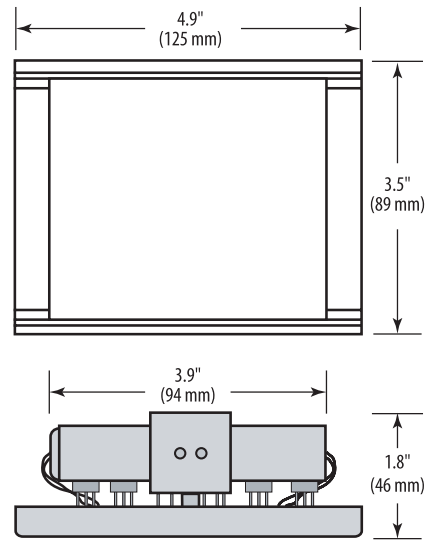


CURRENT/VOLTAGE CONTROL

Wiring Diagrams

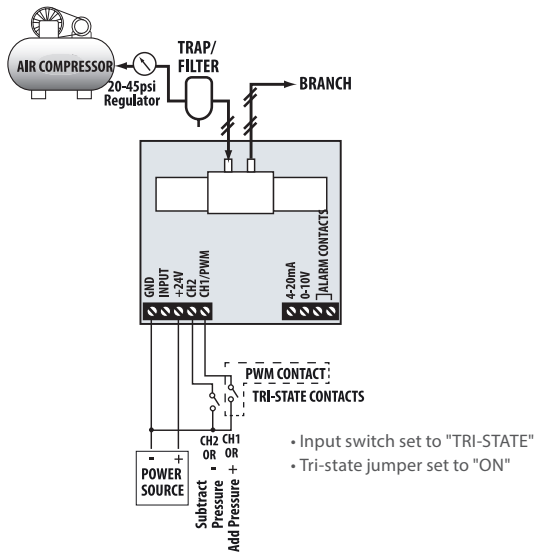


DIMENSIONAL DRAWINGS



TRI-STATE CONTROL

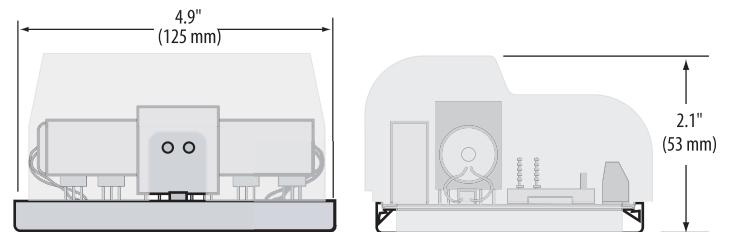
Wiring Diagrams



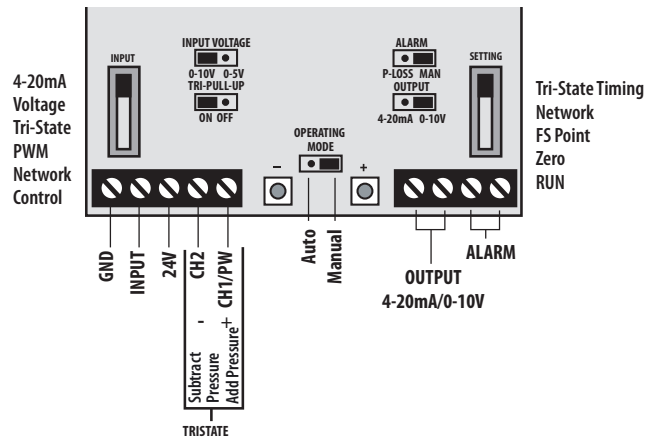
DUST COVER

Dimensional Drawings (Front View)

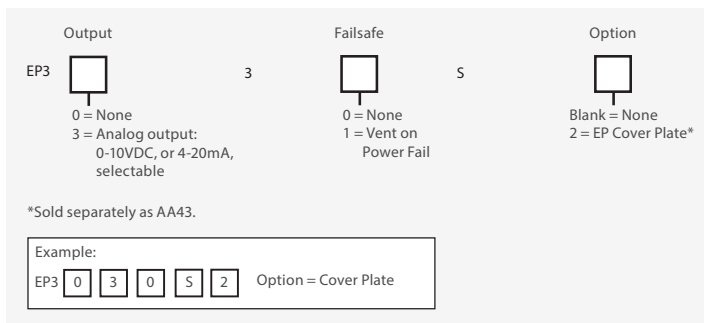
Side View



CONFIGURATION



ORDERING INFORMATION



ACCESSORIES

- Dust Cover (AA43)
- Pneumatic Capacitor(AA45)
- Triac adapter (AA49)

