


EP2 SERIES

Micro-Controlled with High-Performance,
Low-Power Coil Poppet Valve Technology



EP2



EP Series transducers are sold as an open device. Observe handling precautions for static sensitive devices to avoid damage to the circuitry which would not be covered under the factory warranty.

The EP2 Series electropneumatic pressure transducer uses micro-controlled poppet valve technology for highly accurate pressure sensing in multiple applications. The poppet valves consume no air, eliminating unnecessary air losses in the system and allowing for stable and reliable operation. The EP2 comes installed on standard SnapTrack, and an optional dust cover is available to protect from the environment. An LCD display and LED indicators make it easy to read system status at a glance.

SPECIFICATIONS

GENERAL

Input Power	Class 2; 24 Vac/dc nominal, 30 Vac max.; 150 mA max.
Control Input	Class 2; 4 to 20mA/0-5 V/0-10 Vdc; jumper-selectable
Input Impedance	4 to 20 mA, 250 Ω ; 0-5 V/0-10 Vdc, 10 k Ω
Manual Override	Jumper-selectable mode, digital pushbutton adjust
Alarm Contact	100 mA@30 Vac/dc (pressure loss, manual mode, jumper selectable)
Accuracy	1% FS; combined linearity, hysteresis, repeatability
Compensated Temp Range	-4 to 65 $^{\circ}\text{C}$ (25 to 140 $^{\circ}\text{F}$)
Temperature Coefficient	$\pm 0.05\%/^{\circ}\text{C}$
Operating Environment	10 to 90% RH non-condensing
Air Capacity	523 in ³ /min @ 45 psi (8570 cm ³ /min @ 310.3 kPa); 333 in ³ /min @ 20 psi (5456 cm ³ /min @ 137.9 kPa)
Supply Pressure	45 psig max.
Control Range	0 to 20 psig or 3 to 15 psig, jumper-selectable
Pressure Differential	0.1 psig (supply to branch)
Pressure Indication	Electronic, 3-1/2 digit LCD

Field selectable

Field-selectable 4 to 20 mA/
0-5 V/0-10 Vdc input for
application flexibility

Multi-point calibration

Multi-point calibration; 3 to 15 psi
(5-point calibration) and 0 to 20
psi (6-point calibration)

Quiet operation

Poppet valve technology for quiet
operation

Pressure loss alarm

Pressure loss alarm provides a
contact closure if the EP2 is unable
to achieve the desired output
within a fixed length of time

Manual override

Manual override with set and hold
feature...great for commissioning
leaky systems

Fail-safe vent

Fail-safe vent solenoids bleed
branch pressure on power failure
for added safety

APPLICATIONS

- Hospitals
- Schools
- Pneumatic dampers/actuators

Minimum Tubing Length	15 feet*
Port Connection	1/8" I.D. poly tubing
Media Connection	Clean, dry air, or inert gas. Do not use with oxygen service

WARRANTY

Limited Warranty	5 years
------------------	---------

AGENCY APPROVALS



*For shorter tubing runs use AA45 Pneumatic Capacitor
EMC Conformance - CE option: Low voltage directive 2014/35/EU; EMC directive 2014/30/EU.
EMC Special Note: Connect this product to a DC distribution network or an AC/DC power adaptor with proper surge protection (EN 61000-6-1 specification requirements).

**The CE mark applies to models with cover only.



800.354.8556 | +1 503.598.4564 | sales@veris.com | intl@veris.com | veris.com

H00001828.H 0321

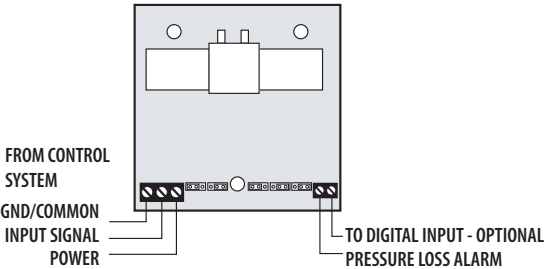
1.888.610.7664



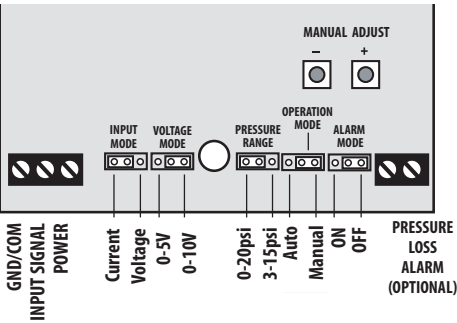
www.calcert.com

sales@calcert.com

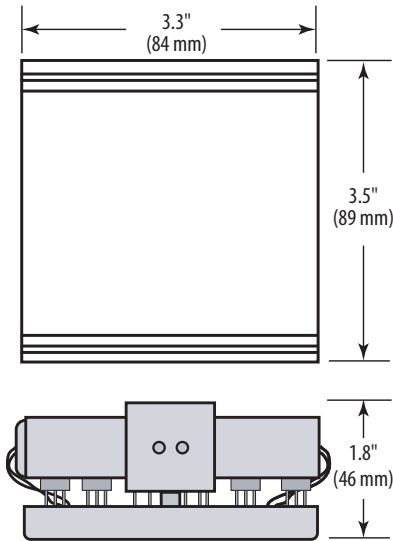
WIRING DIAGRAM



CONFIGURATION



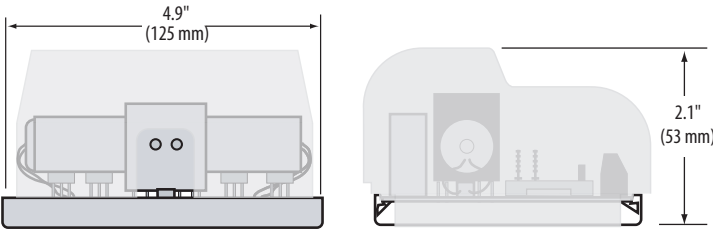
DIMENSIONAL DRAWINGS



DUST COVER

Dimensional Drawings (Front View)

Side View



If the dust cover is ordered, the EP2 is mounted to a longer Snaptrack.

ORDERING INFORMATION

Output	Feedback	Failsafe	Option
EP2 <input type="checkbox"/> 1 = Selectable 3-15/0-20 psi	<input type="checkbox"/> 0 = None 1 = Pressure Loss Alarm 2 = Manual Mode Alarm	<input type="checkbox"/> 0 = None 1 = Vent on Power Fail	<input type="checkbox"/> Blank = none 2 = EP Cover Plate*

*Sold separately as AA43.

Example:
EP2 ☐ 1 ☐ 0 ☐ 0 ☐ S ☐ 2 Option = EP cover plate

ACCESSORIES

Dust Cover (AA43)
Pneumatic Capacitor(AA45)



AA43



AA45

