

# DIN-A-MITE<sup>®</sup> Power Controllers



heaters | sensors | controllers





1998, 1999, 2000, 2001, 2002, 2003, 2004, 2005, 2006, 2007, 2008, 2009, 2010, 2011, 2012, 2013, 2014, 2015, 2016, 2017, 2018, 2019, 2020, 2021, 2022, 2023, 2024, 2025, 2026, 2027, 2028, 2029, 2030, 2031, 2032, 2033, 2034, 2035, 2036, 2037, 2038, 2039, 2040, 2041, 2042, 2043, 2044, 2045, 2046, 2047, 2048, 2049, 2050, 2051, 2052, 2053, 2054, 2055, 2056, 2057, 2058, 2059, 2060, 2061, 2062, 2063, 2064, 2065, 2066, 2067, 2068, 2069, 2070, 2071, 2072, 2073, 2074, 2075, 2076, 2077, 2078, 2079, 2080, 2081, 2082, 2083, 2084, 2085, 2086, 2087, 2088, 2089, 2090, 2091, 2092, 2093, 2094, 2095, 2096, 2097, 2098, 2099, 2100, 2101, 2102, 2103, 2104, 2105, 2106, 2107, 2108, 2109, 2110, 2111, 2112, 2113, 2114, 2115, 2116, 2117, 2118, 2119, 2120, 2121, 2122, 2123, 2124, 2125, 2126, 2127, 2128, 2129, 2130, 2131, 2132, 2133, 2134, 2135, 2136, 2137, 2138, 2139, 2140, 2141, 2142, 2143, 2144, 2145, 2146, 2147, 2148, 2149, 2150, 2151, 2152, 2153, 2154, 2155, 2156, 2157, 2158, 2159, 2160, 2161, 2162, 2163, 2164, 2165, 2166, 2167, 2168, 2169, 2170, 2171, 2172, 2173, 2174, 2175, 2176, 2177, 2178, 2179, 2180, 2181, 2182, 2183, 2184, 2185, 2186, 2187, 2188, 2189, 2190, 2191, 2192, 2193, 2194, 2195, 2196, 2197, 2198, 2199, 2200, 2201, 2202, 2203, 2204, 2205, 2206, 2207, 2208, 2209, 2210, 2211, 2212, 2213, 2214, 2215, 2216, 2217, 2218, 2219, 2220, 2221, 2222, 2223, 2224, 2225, 2226, 2227, 2228, 2229, 2230, 2231, 2232, 2233, 2234, 2235, 2236, 2237, 2238, 2239, 2240, 2241, 2242, 2243, 2244, 2245, 2246, 2247, 2248, 2249, 2250, 2251, 2252, 2253, 2254, 2255, 2256, 2257, 2258, 2259, 2260, 2261, 2262, 2263, 2264, 2265, 2266, 2267, 2268, 2269, 2270, 2271, 2272, 2273, 2274, 2275, 2276, 2277, 2278, 2279, 2280, 2281, 2282, 2283, 2284, 2285, 2286, 2287, 2288, 2289, 2290, 2291, 2292, 2293, 2294, 2295, 2296, 2297, 2298, 2299, 2300, 2301, 2302, 2303, 2304, 2305, 2306, 2307, 2308, 2309, 2310, 2311, 2312, 2313, 2314, 2315, 2316, 2317, 2318, 2319, 2320, 2321, 2322, 2323, 2324, 2325, 2326, 2327, 2328, 2329, 2330, 2331, 2332, 2333, 2334, 2335, 2336, 2337, 2338, 2339, 2340, 2341, 2342, 2343, 2344, 2345, 2346, 2347, 2348, 2349, 2350, 2351, 2352, 2353, 2354, 2355, 2356, 2357, 2358, 2359, 2360, 2361, 2362, 2363, 2364, 2365, 2366, 2367, 2368, 2369, 2370, 2371, 2372, 2373, 2374, 2375, 2376, 2377, 2378, 2379, 2380, 2381, 2382, 2383, 2384, 2385, 2386, 2387, 2388, 2389, 2390, 2391, 2392, 2393, 2394, 2395, 2396, 2397, 2398, 2399, 2400, 2401, 2402, 2403, 2404, 2405, 2406, 2407, 2408, 2409, 2410, 2411, 2412, 2413, 2414, 2415, 2416, 2417, 2418, 2419, 2420, 2421, 2422, 2423, 2424, 2425, 2426, 2427, 2428, 2429, 2430, 2431, 2432, 2433, 2434, 2435, 2436, 2437, 2438, 2439, 2440, 2441, 2442, 2443, 2444, 2445, 2446, 2447, 2448, 2449, 2450, 2451, 2452, 2453, 2454, 2455, 2456, 2457, 2458, 2459, 2460, 2461, 2462, 2463, 2464, 2465, 2466, 2467, 2468, 2469, 2470, 2471, 2472, 2473, 2474, 2475, 2476, 2477, 2478, 2479, 2480, 2481, 2482, 2483, 2484, 2485, 2486, 2487, 2488, 2489, 2490, 2491, 2492, 2493, 2494, 2495, 2496, 2497, 2498, 2499, 2500, 2501, 2502, 2503, 2504, 2505, 2506, 2507, 2508, 2509, 2510, 2511, 2512, 2513, 2514, 2515, 2516, 2517, 2518, 2519, 2520, 2521, 2522, 2523, 2524, 2525, 2526, 2527, 2528, 2529, 2530, 2531, 2532, 2533, 2534, 2535, 2536, 2537, 2538, 2539, 2540, 2541, 2542, 2543, 2544, 2545, 2546, 2547, 2548, 2549, 2550, 2551, 2552, 2553, 2554, 2555, 2556, 2557, 2558, 2559, 2560, 2561, 2562, 2563, 2564, 2565, 2566, 2567, 2568, 2569, 2570, 2571, 2572, 2573, 2574, 2575, 2576, 2577, 2578, 2579, 2580, 2581, 2582, 2583, 2584, 2585, 2586, 2587, 2588, 2589, 2590, 2591, 2592, 2593, 2594, 2595, 2596, 2597, 2598, 2599, 2600, 2601, 2602, 2603, 2604, 2605, 2606, 2607, 2608, 2609, 2610, 2611, 2612, 2613, 2614, 2615, 2616, 2617, 2618, 2619, 2620, 2621, 2622, 2623, 2624, 2625, 2626, 2627, 2628, 2629, 2630, 2631, 2632, 2633, 2634, 2635, 2636, 2637, 2638, 2639, 2640, 2641, 2642, 2643, 2644, 2645, 2646, 2647, 2648, 2649, 2650, 2651, 2652, 2653, 2654, 2655, 2656, 2657, 2658, 2659, 2660, 2661, 2662, 2663, 2664, 2665, 2666, 2667, 2668, 2669, 2670, 2671, 2672, 2673, 2674, 2675, 2676, 2677, 2678, 2679, 26



100



[sales@calcert.com](mailto:sales@calcert.com)

# DIN-A-MITE<sup>®</sup> Power Controllers



heaters | sensors | controllers

## Compact Solid State Power Controller Delivers Big Performance

The Watlow® DIN-A-MITE® Style A power controller provides a low-cost, highly compact and versatile solid state option for controlling electric heat. You also get all the quality you expect from a Watlow designed and manufactured product. DIN-rail and back panel mounting is standard on every controller. There is no need to worry about mercury, the DIN-A-MITE controller is mercury free.

Capabilities include single-phase zero cross switching up to 25 amps at 600V~(ac) (see rating curve). A unique integrated design removes the guesswork associated with selecting a proper heat sink and adequate terminations for the application.

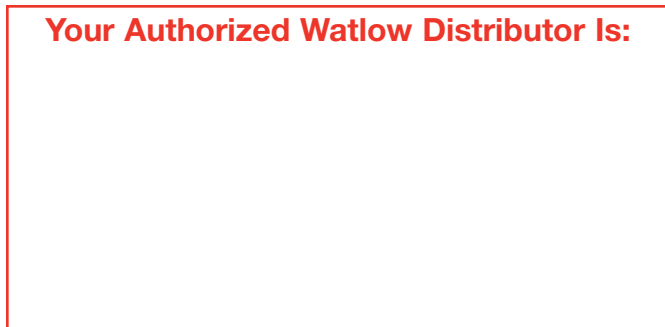
Variable time base, 4-20mA process control or  $V \approx (ac/dc)$  input contactor versions are available. All configurations are model number dependent and factory selectable. This power controller also includes 200KA short circuit current rating (SCCR) tested up to 480V~(ac) to prevent arc flash with required fusing.

The DIN-A-MITE power controller is made in the United States.

Watlow® and DIN-A-MITE® are registered trademarks of Watlow Electric Manufacturing Company.

UL® and C-UL® are registered trademarks of the Underwriter's Laboratories, Inc.

**Your Authorized Watlow Distributor Is:**



### Features and Benefits

#### 200KA Short Circuit Current Rating (SCCR)

- Prevents arc flash

#### DIN-rail or standard panel mount

- Versatile, quick and low-cost installation

#### Compact size

- Reduces panel space; less cost

#### Touch-safe terminals

- Increases safety for installer/user

#### No mercury

- Environmentally safe product

#### Faster switching with solid state

- Saves energy and extends heater life

#### UL® 508 listed, C-UL® and CE with filter

- Meets applications requiring agency approval

#### Back-to-back SCR design

- Insures a rugged design



**ISO 9001**



Registered Company  
Winona, Minnesota USA



WIN-DMA-0908





## Single- and Three-Phase Power in a Compact and Safe Package

The Watlow® DIN-A-MITE® Style B power controller provides a low-cost, highly compact and versatile solid state option for controlling electric heat. You also get all the quality you expect from a Watlow designed and manufactured product. DIN-rail and back panel mounting are standard on every control. There is no need to worry about mercury, the DIN-A-MITE controller is mercury free.

Capabilities include single-phase and three-phase zero cross switching up to 40 and 22 amps, respectively, at 600V~(ac) (see rating curve). A unique, integrated design removes the guesswork associated with selecting a proper heat sink and adequate terminations for the application.

Variable time base, 4-20mA process control or  $V \approx (ac/dc)$  input contactor versions are available. A shorted Silicon Controlled Rectifier (SCR) alarm option is also available. All configurations are model number dependent and factory selectable. This power controller also includes 200KA short circuit current rating (SCCR) tested up to 480V~(ac) to prevent arc flash with required fusing.

The DIN-A-MITE power controller is made in the United States.

Watlow® and DIN-A-MITE® are registered trademarks of Watlow Electric Manufacturing Company.

UL® and C-UL® are registered trademarks of the Underwriter's Laboratories, Inc.

**Your Authorized Watlow Distributor Is:**



### Features and Benefits

#### 200KA Short Circuit Current Rating (SCCR)

- Prevents arc flash

#### DIN-rail or standard panel mount

- Versatile, quick and low-cost installation

#### Compact size

- Reduces panel space; less cost

#### Touch-safe terminals

- Increases safety for installer/user

#### Single- and three-phase power

- Permits use in a variety of applications

#### No mercury

- Environmentally safe product

#### Faster switching with solid state

- Saves energy and extends heater life

#### UL® 508 listed, C-UL® and CE with filter

- Meets applications requiring agency approval

#### Back-to-back SCR design

- Insures a rugged design

#### Shorted output alarm (optional)

- Notifies you in case of a shorted SCR



**ISO 9001**



WIN-DMB-0908

## Specifications

### Operator Interface

- Command signal input and indication light
- Alarm output and indication light

### Amperage Rating

- See the output rating curve
- Max. surge current for 16.6ms, 380A peak
- Max.  $I^2t$  for fusing is 4,000A<sup>2</sup>s
- Latching current: 200mA min.
- Holding current: 100mA min.
- Off-state leakage 1mA at 77°F (25°C) max.
- Power dissipation = 1.2 watts per amp per leg switched
- 200KA SCCR, Type 1 and 2 approved with the recommended fusing; see user manual.

### Line Voltage

- 20 to 660V~(ac) model number dependent; see ordering information

### Control Mode, Zero-Cross

- Input control signal Type C: V~(dc) input contactor
- Input control signal Type K: V~(ac) input contactor
- To increase service life on contactor input models the cycle time should be less than three seconds
- Input Control Signal Type F: 4 to 20mA~(dc) proportional variable time base control

### Input Command Signal

- AC contactor  
24V~(ac)  $\pm 10\%$ , 120V~(ac) +10/-25%, 240V~(ac) +10/-25% @ 25mA max. per controlled leg
- DC Contactor  
4.5 to 32V~(dc): max. current @ 4.5V~(dc) is 6mA per leg. Add 2mA per LED used to the total current
- Loop powered linear current  
4 to 20mA~(dc): loop-powered, input Type F0 option only (requires current source with 6.2V~(dc) available, no more than three DIN-A-MITE inputs connected in series); 3 cycles on, 3 cycles off at 50% power

### Alarm

#### Shorted SCR Alarm Option

- Alarm state when the input command signal off and a 10A or more load current is detected by the current transformer (two turns required for 5A and three turns for 2.5A)


#### Alarm Output

- Energizes on alarm, non-latching
- Triac 24 to 240V~(ac), external supply with a current rating of 300mA @ 77°F (25°C), 200mA @ 122°F (50°C), 100mA @ 176°F (80°C) and a holding current of 200  $\mu$ A with a latching current of 5mA typical

### Agency Approvals

- CE with proper filter:  
89/336/EEC Electromagnetic Compatibility Directive  
EN 61326: Industrial Immunity Class A emissions  
73/23/EEC Low Voltage Directive  
EN 50178 Safety Requirements

Installation category III, pollution degree 2

-  UL® 508 listed and C-UL® File E73741

### Input Terminals

- Compression: will accept 0.2. to 2 mm<sup>2</sup> (24 to 14 AWG) wire

### Line and Load Terminals

- Compression: will accept 0.8 to 8.4 mm<sup>2</sup> (18 to 8 AWG) wire

### Operating Environment

- See the output rating curve
- 0 to 90% RH (relative humidity), non-condensing
- Storage temperature: -40 to 185°F (-40 to +85°C)
- Insulation only tested to 3,000 meters

### DIN-rail Mount

- DIN EN 50022, 35 mm by 7.5 mm

### Back Panel Mount

- Four mounting holes M3 to M4 (No. 6 to No. 8) fastener

### Dimensions

- Height: 3.7 in. (95 mm) high x 3.1 in. (80 mm) wide x 4.9 in. (124 mm) deep

## Ordering Information

To order, complete the code number on the right with the information below.

**DIN-A-MITE Style B** = Solid State Power Controller

<b>Phase</b>	<b>D</b>	<b>B</b>	<b>-</b>	<b>-</b>	<b>-</b>	<b>-</b>	<b>-</b>
1 = 1-phase, 1 controlled leg							
2 = 3-phase, 2 controlled legs							
3 = 3-phase, 3 controlled legs							
8 = 2 independent zones (input control C or K)							
9 = 3 independent zones (input control C or K)							
<b>Cooling and Current Rating Per Pole</b>							
0 = Natural convection standard DIN-rail or panel mount heat sink							
<b>Line and Load Voltage</b>							
02 = 24 to 48V~(ac)							
24 = 120 to 240V~(ac)							
60 = 277 to 600V~(ac)							
<b>Input Control Signal</b>							
C0 = 4.5 to 32V~(dc) contactor							
F0 = 4 to 20mA~(dc) proportional							
K1 = 22 to 26V~(ac) contactor							
K2 = 100 to 120V~(ac) contactor							
K3 = 200 to 240V~(ac) contactor							
<b>Alarm</b>							
0 = No alarm							
S = Shorted SCR alarm							
<b>User Manual</b>							
0 = English							
1 = German							
2 = Spanish							
3 = French							
<b>Custom Part Numbers</b>							
00 = Standard part							
XX = Any letter or number, custom options, labeling, etc.							

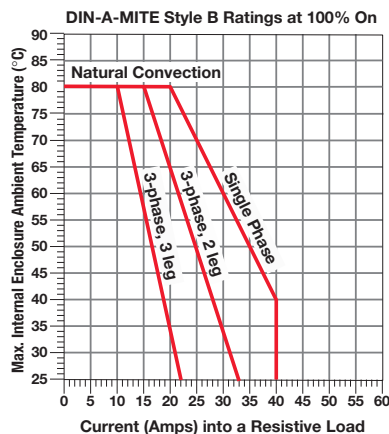
### Recommended Semiconductor Fuse and Fuse Holders

Fuse Part Number			
Fuse Rating	Watlow	Cooper Bussmann®	Ferraz Shawmut
20A	17-8020	FWC20A10F	K330013
25A	17-8025	FWC25A10F	L330014
40A	17-8040	FWC40A14F	A093909
50A	17-8050	FWC50A14F	B093910

Fuse Holder Part Number			
Fuse Rating	Watlow	Cooper Bussmann®	Ferraz Shawmut
20A	17-5110	CHM1G	G81219
25A	17-5110	CHM1G	G81219
40A	17-5114	CH141G	J081221
50A	17-5114	CH141G	J081221

## Output Rating Curve



## Current Rating Table

Phase	Cooling	Current at 122°F (50°C)
1	0	35A
2, 8	0	25A
3, 9	0	17A

## SCR Power Controller Delivers Up To 80 Amps in a Compact Package

The Watlow® DIN-A-MITE® Style C SCR power controller provides you with a low cost, compact and versatile solid state option for controlling electric heat. You also get all the quality you expect from a Watlow designed and manufactured product. DIN-rail and standard panel mounting plus a cabinet thru-wall mount version is available.

Basic features include single-phase, three-phase/two leg, and three-phase/three leg, 24-600V~(ac) operation. Current switching capabilities range from 30 to 80A depending on the model ordered.

Variable time base, linear voltage and current process control or  $V \approx (ac/dc)$  input contactor versions are available. Also single-phase, phase angle firing and current limiting are available. All configurations are model number dependent and factory selectable. This power controller also includes 200KA short circuit current rating (SCCR) tested up to 480V~(ac) to prevent arc flash with required fusing.

The DIN-A-MITE power controller is made in the United States.

Watlow® and DIN-A-MITE® are registered trademarks of Watlow Electric Manufacturing Company.

UL® and C-UL® are registered trademarks of the Underwriter's Laboratories, Inc.



### Features and Benefits

#### 200KA Short Circuit Current Rating (SCCR)

- Prevents arc flash

#### DIN-rail and standard panel mount thru-wall mounting

- Versatile, quick and low-cost installation

#### Compact size

- Reduces panel space; less cost

#### Touch-safe terminals

- Increases safety for installer/user

#### One- and three-phase power

- Can be used in a variety of applications

#### Open heater/shorted output alarm

- Notifies you in case of an open heater or shorted output

#### No mercury

- Environmentally safe

#### Faster switching with solid state

- Saves energy and extends heater life

#### UL® 508 listed, C-UL® and CE with filter

- Meets applications requiring agency approval

#### System solution component

- Provides single source thermal loop

#### Back-to-back SCR design

- Insures a rugged design



 **WATLOW®**  
Better Thermal Solutions...Faster

**ISO 9001**



Registered Company  
Winona, Minnesota USA



WIN-DMC-0908

## Specifications

### Operator Interface

- Command signal input and indication light
- Alarm output and indication light
- Current limit indication LED

### Amperage Rating

- See output rating curves on page 3
- Max. surge current for 16.6ms, 1,350A peak
- Max.  $I^2t$  for fusing is 9100A<sup>2</sup>s
- Latching current: 200mA min.
- Holding current: 100mA min.
- Fan current: 0.14A for 24V~(dc); 0.12A for 120V~(ac); 0.06A for 240V~(ac)
- Off-state leakage 1mA at 77°F (25°C) max.
- Power dissipation: 1 watt per amp per leg switched
- 200KA SCCR, Type 1 and 2 approved with the recommended fusing; see user manual

### Line Voltage

- 24 to 48V~(ac) units: 20.4V~(ac) min. to 53V~(ac) max.
- 100 to 240V~(ac) units: 48V~(ac) min. to 265V~(ac) max.
- 277 to 600V~(ac) units: 85V~(ac) min. to 660V~(ac) max.
- 100 to 120V~(ac), 200 to 208V~(ac), 230 to 240V~(ac), 277V~(ac), 400V~(ac), 480V~(ac), 600V~(ac), +10/-15%, 50 to 60Hz independent ±5% (Input control signal Type L, P and S)

### Alarms (zero cross models only)

#### Shorted SCR Alarm Option

- Alarm state when the input command signal is off and a 10A or more load current is detected by the current transformer (two turns required for 5A or three turns for 2.5A)


#### Open Heater Alarm Option (Input Control Signal Type S only)

- Alarm state when the input command signal is on and the load current detected by the current transformer is 20% less than customer adjusted set point

#### Alarm output

- Energizes on alarm, non-latching
- Triac 24 to 240V~(ac), external supply with a current rating of 300mA @ 77°F (25°C), 200mA @ 122°F (50°C), 100mA @ 176°F (80°C) and a holding current of 200  $\mu$ A with a latching current of 5mA typical

### Agency Approvals

- CE with proper filter:  
89/336/EEC Electromagnetic Compatibility Directive  
EN 61326: Industrial Immunity Class A emissions not suitable for Class B environments  
73/23/EEC Low Voltage Directive EN 50178 Safety Requirements Installation category III, Pollution degree 2  
Phase angle and phase angle with current limit input control signal Types (P and L) are not CE approved
- UL® 50 Type 4X Enclosure and UL® 1604 File E184390 (ANSI/ISA 12.12.01)  
(Thru-wall heat sink mounting only)
-  UL® 508 listed and C-UL® File E73741
- Shock and vibration tested to IEC 60068-2-32
- Vibration tested to IEC 60068-2-6

### Input Terminals

- Compression: will accept 0.2 to 1.5 mm<sup>2</sup> (24 to 16 AWG) wire
- Torque to 0.5 Nm (4.4 in. lb) max. with a ⅛ in. (3.5 mm) blade screwdriver

### Line and Load Terminals

- Compression: will accept 2 to 21 mm<sup>2</sup> (14 to 4 AWG) wire
- Torque to 2.7 Nm (24 in. lb) max. with a ¼ in. (6.4 mm) blade screwdriver, or a type 1A, #2 Pozi driver

### Operating Environment

- See the output rating curve chart on page 3
- 0 to 90% RH (relative humidity), non-condensing
- Storage temperature: -40 to 185°F (-40 to +85°C)
- Insulation only tested to 3,000 meters

### DIN-Rail Mount

- DIN EN 50022, 35 mm by 7.5 mm

### Back Panel Mount

- Four mounting holes M3 to M4 (No. 6 to No. 8) fastener

### Through-Wall Mount

- See page 4 for thru-wall panel cutout

**Note:** Mount cooling fins vertically

## Additional Specifications for Contactors and Proportional Controllers

### Control Mode, Zero-Cross

- Input control signal Type C: V~(dc) input contactor
- Input control signal Type K: V~(ac) input contactor
- To increase service life on contactor input models the cycle time should be less than three seconds
- Input control signal Type F: 4 to 20mA~(dc) proportional variable time base control

### Input Command Signal

- AC contactor  
24V~(ac) ±10%, 120V~(ac) +10/-25%, 240V~(ac) +10/-25% @ 25mA max. per controlled leg
- DC contactor  
4.5 to 32V~(dc): max. current @ 4.5V~(dc) is 6mA per leg. Add 2mA per LED used to the total current
- Loop powered linear current  
4 to 20mA~(dc): loop-powered, input Type F0 option only, no more than three inputs connected in series. See page 5 for detail operation.

## Additional Specifications for Phase Angle, Phase Angle Current Limit and Single Cycle VTB

### Operation

- Burst firing (zero-cross) control, single-cycle variable time base, Type S single phase and 3-phase. Unit is not on for more than one full cycle under 50% power and not off for more than one full cycle above 50% power
- Phase angle control, single-phase only

### Input Command Signal

- 0 to 20mA, 4 to 20mA, 0 to 5V $\pm$ (dc), 1 to 5V $\pm$ (dc) and 0 to 10V $\pm$ (dc)
- Input impedance 250 $\Omega$  for 4mA to 20mA, 5k $\Omega$  for linear voltage input

### Output Voltage

- 100 to 120V $\sim$ (ac), 200 to 208V $\sim$ (ac), 230 to 240V $\sim$ (ac), 277V $\sim$ (ac), 400V $\sim$ (ac), 480V $\sim$ (ac) and 600V $\sim$ (ac),  $\pm 10\%$

### Linearity (Input Control Signal Type S)

- $\pm 5\%$  input to output power over 0 to 100% of span between calibration points

### Linearity (Phase Angle Input Control Type P and L)

- $\pm 5\%$  input to output power, as referenced to a sinusoidal power curve, between calibration points

### Resolution

- Better than 0.1% of input span with respect to output change

### Soft Start

#### (Phase Angle Input Control Signal Type P and L)

Typically:

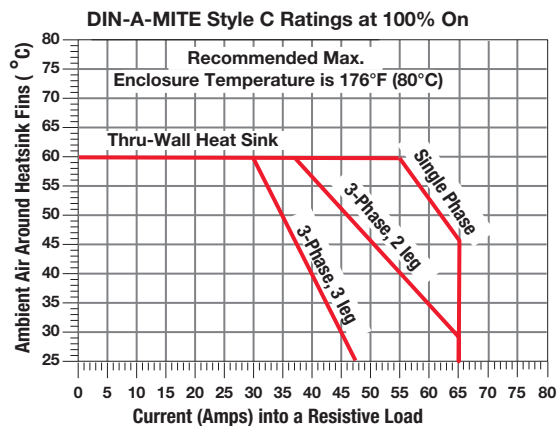
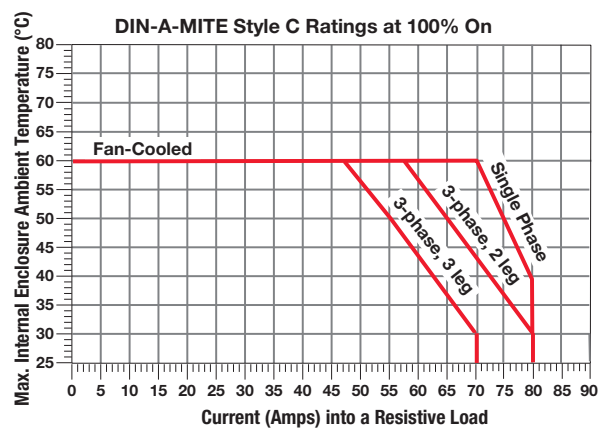
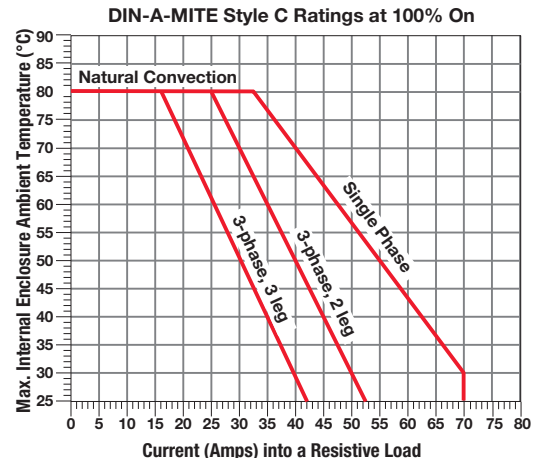
- 5 seconds soft start on power up
- Soft start on thermostat overtemperature
- Soft start on  $\frac{1}{2}$  cycle drop out detection
- 1 second soft start on set point change

### Options

- Manual Control Kit (1k $\Omega$  potentiometer) 08-5362
- Alarm option is **not** available on phase angle Input Control Signal Type P or L

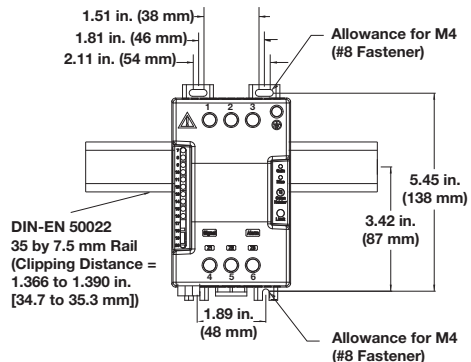
Specifications are subject to change without notice.

## Output Rating Curves

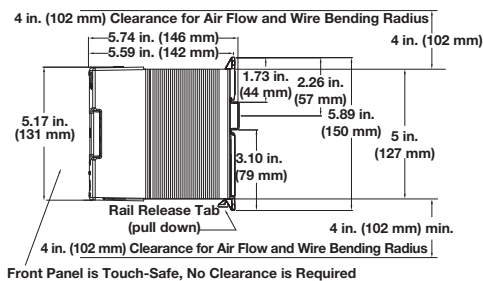


## Style C Dimensions Without Cooling Fan

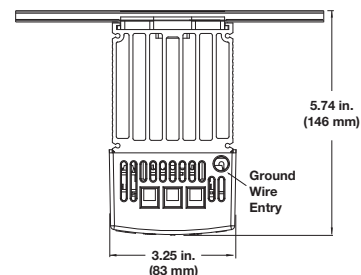
Front



Side

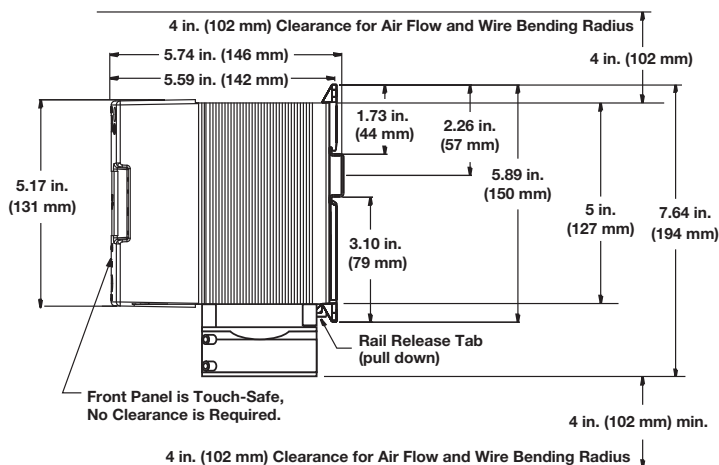


Top



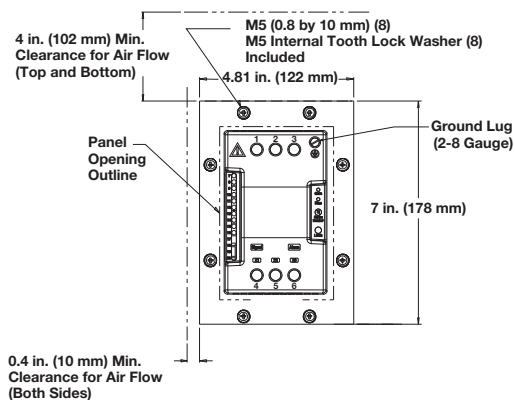
## With Cooling Fan

Side

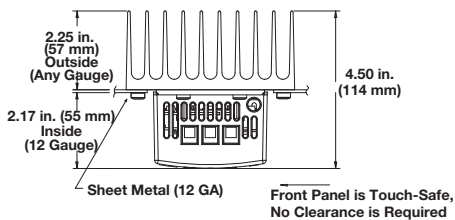


## Thru-Wall Style C<sup>①</sup>

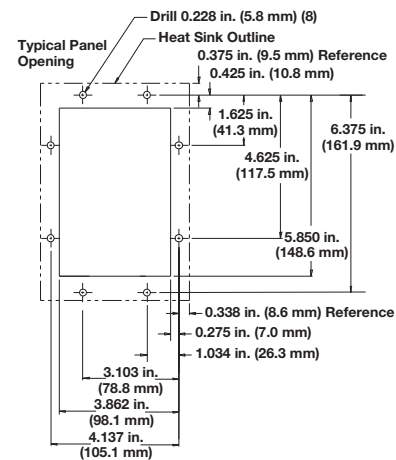
Front



Top



Panel Cutout



<sup>①</sup> With the potential for high thru-wall heat sink temperatures, application may require a touch-safe shield.

## Extended Heater And Power Controller Life With Variable Time Base

With variable time base control, the power controller automatically adjusts the time base and output power with respect to process input. Accelerated life testing verified that variable time base control significantly reduces expansion and contraction of the heater element. This extends heater and power controller life while improving process temperature control. You save money on heaters, downtime and maintenance.

## Loop Powered or Transformer Powered

### Loop Powered

By using a temperature control 4-20mA process output signal as the power supply for the DIN-A-MITE input the cost of the power control can be reduced. With zero cross (burst fired) the 4-20mA input signal simultaneously performs the tasks of providing a power supply and an input command signal. The DIN-A-MITE "F0" input control signal is a loop powered option and will work as single- or three-phase. It works only with a 4-20mA input.

### Transformer Powered

Some DIN-A-MITE models require that an on-board power supply be used to power the internal electronics. Phase angle options require that we detect the zero cross of the ac sine wave and thus a transformer is required also. The DIN-A-MITE input control signal types "L", "P" and "S" are transformer powered and can be controlled manually (open loop) with a potentiometer input or in the auto mode (close loop) with a temperature control using any of the 4-20mA, linear voltage (0-5, 1-5 and 0-10V=(dc)) input types.

## Loop Powered 4-20mA Variable Time Base

Models: DC\_ \_-[02, 24, 60] [F0]-\_ \_ \_ \_

### 20% Power Output



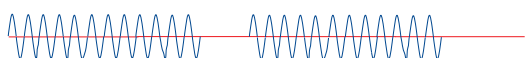
3~ cycles on, 12~ cycles off

### 50% Power Output



3~ cycles on, 3~ cycles off

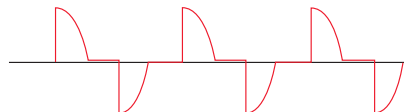
### 80% Power Output



12~ cycles on, 3~ cycles off

## Phase Angle

Models: DC1\_ \_ \_ [L, P] 0 - 0\_ \_ \_

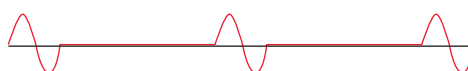


Phase angle (input control type "P") phase control is infinitely variable inside the sine wave. This provides a variable voltage and/or current output. This option includes soft start and line voltage compensation. This is transformer powered and therefore will work with a linear voltage, current input or a potentiometer input. This is single-phase only.

## Single Cycle Variable Time Base

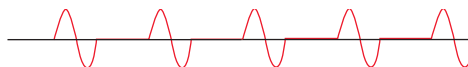
Models: DC\_ \_ \_ \_ S\_ \_ \_ \_ \_

### 25% Power Output



1~ line cycle on, 3 ~ cycles off

### 50% Power Output



1~ line cycle on, 1 ~ cycle off

With single-cycle variable time base (VTBS) control, at 50% power, power is on one cycle and off one cycle. At 25%, it is on for one cycle and off for three. Under 50%, the unit is not on for more than one consecutive cycle. Over 50%, the unit is not off for more than one consecutive cycle. This model will work with a linear voltage input, a 4 to 20mA input or a potentiometer input.

## Recommended Semiconductor Fuse for Applications Through 600V~(ac)

Fuse Rating	Wattlow	Fuse Part Number	
		Cooper Bussman®	Ferraz Shawmut
40A	17-8040	FWP-40A14F	A093909
50A	17-8050	FWP-50A14F	B093910
63A	17-8063	FWP-63A22F	T094823
80A	17-8080	FWP-80A22F	A094829
100A	17-8100	FWP-100A22F	Y094827

Fuse Rating	Fuse Holder Part Number	
	Wattlow	Ferraz Shawmut
40A	17-5114	US1411
50A	17-5114	US1411
63A	17-5122	US2211
80A	17-5122	US2211
100A	17-5122	US2211

Cooper Bussman® is a registered trademark of Cooper Bussman, Inc.

## Ordering Information

To order, complete the code number on the right with the information below:

**Style C** = Solid-State Power Controller

**D C**

**Phase**

- 1 = 1-phase, 1 controlled leg
- 2 = 3-phase, 2 controlled legs
- 3 = 3-phase, 3 controlled legs, (use with four wire wye)
- 8 = 2 independent zones (Input Type C, K)
- 9 = 3 independent zones (Input Type C, K)

**Cooling and Current Rating Per Leg\*** (see chart below)

- 0 = Natural convection standard DIN-rail or panel heat sink
- 1 = Fan cooled 120V~(ac) standard DIN-rail or panel heat sink
- 2 = Fan cooled 240V~(ac) standard DIN-rail or panel heat sink.
- 3 = Fan cooled 24V~(dc) standard DIN-rail or panel heat sink
- T = Natural convection through wall or cabinet heat sink (NEMA 4X)

**Line and Load Voltage**

- 02 = 24 to 48V~(ac) (control C, F, K)
- 12 = 100 to 120V~(ac) (control L, P, S)
- 20 = 200 to 208V~(ac) (control L, P, S)
- 24 = 100 to 240V~(ac) (control C, F, K): 230 to 240V~(ac) (control L, P, S)
- 27 = 277V~(ac) (control L, P, S)
- 40 = 400V~(ac) (control L, P, S)
- 48 = 480V~(ac) (control L, P, S)
- 60 = 277 to 600V~(ac) (control C, F, K): 600V~(ac) (control L, P, S)

**Input Control Signal**

- C0 = 4.5 to 32V~(dc) contactor
- F0 = 4 to 20mA~(dc) proportional
- K1 = 22 to 26V~(ac) contactor
- K2 = 100 to 120V~(ac) contactor
- K3 = 200 to 240V~(ac) contactor
- L (0 to 5) = Phase angle with current limiting<sup>①</sup> (single-phase only)
- P (0 to 5) = Phase angle<sup>①</sup> (single-phase only)
- S (0 to 5) = Single cycle variable time base
  - 0 = 4 to 20mA
  - 1 = 12 to 20mA (for input control signal option S only)
  - 2 = 0 to 20mA
  - 3 = 0 to 5V~(dc) proportional
  - 4 = 1 to 5V~(dc) proportional
  - 5 = 0 to 10V~(dc) proportional

**Alarm**

- 0 = No alarm
- S = Shorted SCR alarm (zero cross models only)
- H = Open-heater and shorted-SCR alarm (for input control signal Option S)

**Language**

- 0 = English
- 1 = German
- 2 = Spanish
- 3 = French

**Custom Part Numbers**

- 00 = Standard part
- 1X = 1-second soft start (control option P, L)
- XX = Any letter or number, custom options, labeling, etc.

<sup>①</sup> Not CE Approved for conducted or radiated emissions.

### \*DIN-A-MITE C Current Rating Table

Phase	Cooling	Current at 50°C (122°F)
1	0	55A
1	T	60A
1	(1, 2, 3)	75A
2, 8	0	40A
2, 8	T	46A
2, 8	(1, 2, 3)	65A
3, 9	0	30A
3, 9	T	35A

**Your Authorized Watlow Distributor Is:**

## SCR Power Controller Delivers Up To 100 Amps in a Smart Package

The Watlow® DIN-A-MITE® Style D Silicon Controlled Rectifier (SCR) power controller provides you with an inexpensive, versatile product for controlling heat in an efficient package. You also get all the quality you expect from a Watlow designed and manufactured product. The standard back panel mounting footprint is equal to that of an industry standard mercury displacement relay. There is no need to worry about mercury, the DIN-A-MITE controller is mercury free.

The DIN-A-MITE Style D is capable of zero cross switching up to 100 amps single-phase, at 600V~(ac) at 86°F (30°C), depending on the model selected. Combined with the input of two or three controllers and you can control three-phase. It is totally touch-safe and includes standard back panel mounting, on-board semiconductor fuses (accessible from the front) and a current transformer option for external load current monitoring. An optional "shorted SCR detector" feature is available on some models. This model is UL® 508 and C-UL® and CE approved. These agency approvals are ideal for those panel builders that require agency approvals on their panels and cabinets.

Variable time base, 4-20mA process control, or  $V \approx (ac/dc)$  input contactor options are available. All configurations are model number dependent and factory selectable. This power controller also includes 200KA short circuit current rating (SCCR) tested up to 480V~(ac) to prevent arc flash with required fusing.

The DIN-A-MITE Style D power controller is made in the United States.

**Your Authorized Watlow Distributor Is:**



### Features and Benefits

#### 200KA Short Circuit Current Rating (SCCR)

- Prevents arc flash

#### Standard panel mount

- Provides same mount as industry standard 100A MDR

#### Compact size

- Reduces panel space; less cost

#### Touch-safe terminals

- Increases safety for installer/user

#### No mercury

- Environmentally safe product

#### Faster switching with solid state

- Saves energy and extends heater life

#### UL® 508 listed, C-UL® and CE with filter

- Meets applications requiring agency approval

#### Back-to-back SCR design

- Insures a rugged design

#### On-board semiconductor fusing

- Provides quick access with no extra mounting necessary

Watlow® and DIN-A-MITE® are registered trademarks of Watlow Electric Manufacturing Company.

UL® and C-UL® are registered trademarks of the Underwriter's Laboratories, Inc.



## Specifications

### Amperage

- See the Output Rating Curve chart below
- Max. surge current for 16.6ms, 1,800A peak
- Latching current: 500mA min.
- Holding current: 200mA min.
- Power dissipation is 1.4 watts per amp switched including on-board fusing
- 200KA SCCR, Type 1 and 2 approved with the recommended fusing; see user manual

### Line Voltage

- 24 to 48 V~(ac) units: 20 min. to 53V~(ac) max.
- 100 to 240 V~(ac) units: 48 min. to 265V~(ac) max.
- 277 to 480 V~(ac) units: 85 min. to 528V~(ac) max.
- 277 to 600 V~(ac) units: 85 min. to 660V~(ac) max.
- 50/60Hz independent +/-5%

### Control Mode, Zero Cross

- Input control signal Type C: V~(dc) input contactor
- Input control signal Type K: V~(ac) input contactor
- To increase service life, the cycle time should be less than three seconds
- Input control signal Type F: 4 to 20mA~(dc) variable time base control

### Input Command Signal

- AC contactor, 24V~(ac) ±10%, 120V~(ac) +10/-25%, 240V~(ac) +10/-25% @ 25 mA max. per controlled leg
- DC Contactor, 4.5 to 32 V~(dc): max. current @ 4.5V~(dc) is 8mA per leg
- Loop powered linear current 4 to 20mA~(dc), input Type F0 option only, no more than three DIN-A-MITE inputs connected in series

### Alarm

#### Shorted SCR Alarm Option

- Alarm state when the input command signal off and a 15A or more load current is detected by the current transformer


#### Alarm Output

- Energizes on alarm, non-latching
- Triac 24 to 240V~(ac) external supply with a current rating of 300mA @ 77°F (25°C)

### Current Sensing

- On-board current transformer (CT), typically 0.2 V~(ac) output signal per ampere sensed into 1,000Ω load

### Agency Approvals

- CE with proper filter:  
89/336/EEC Electromagnetic Compatibility Directive  
EN 61326: Industrial Immunity Class A Emissions  
Not suitable for Class B emissions environment  
73/23/EEC Low Voltage Directive  
EN 50178 Safety Requirements
-  US UL® 508-listed and C-UL® File E73741

### Input Terminals

- Compression: will accept 0.13 to 3.3 mm<sup>2</sup> (26 to 12 AWG) wire

### Line and Load Terminals

- Compression: will accept 13.3 to 33.6 mm<sup>2</sup> (6 to 2 AWG) wire

### Operating Environment

- Operating temperature range: 32 to 185°F (0 to 85°C)
- 0 to 90% RH (relative humidity), non-condensing
- Vibration: 2 g, 10Hz to 150Hz, applied in any one of three axes
- Storage temperature: -40 to 185°F (-40 to 85°C)
- Insulation tested to 3,000 meters
- Installation Category III, pollution degree 2

### Mounting

- Back panel mounting; fits the same mounting pattern as a 100A, single-phase mercury displacement relay
- On-board semiconductor fusing

### Dimensions

- Height: 7.25 in. (185 mm) high x 2.5 in. (65 mm) wide x 9.4 in. (240 mm) deep
- Weight: 6.5 lb (2.95kg)

Specifications are subject to change without notice.

## Ordering Information

To order, complete the model number on the right with the information below.

**DIN-A-MITE Style D = Solid State Power Controller**

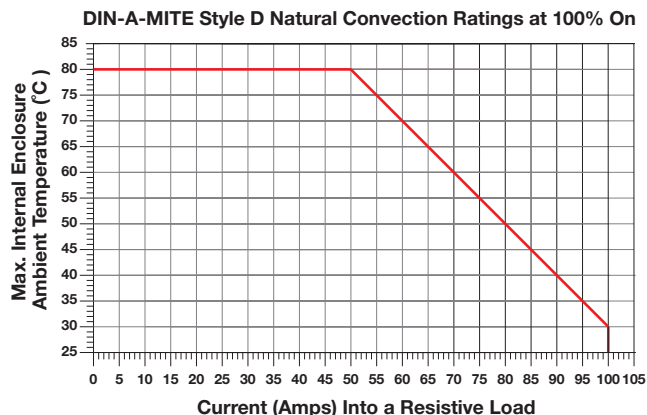
<b>Phase</b>	<b>D D 1 0 -</b>
1 = 1-phase, 1 controlled leg	
<b>Cooling and Current Rating</b>	
0 = Natural convection current rating 80A @ 122°F (50°C) (Note: see the output rating curve for the current rating at other temperatures)	
<b>Line and Load Voltage</b>	
02 = 24 to 48V~(ac)	
24 = 100 to 240V~(ac)	
48 = 277 to 480V~(ac)	
60 = 277 to 600V~(ac)	
<b>Input Control Signal</b>	
C0 = 4.5 to 32V~(dc) contactor	
F0 = 4 to 20mA~(dc) proportional	
K1 = 22 to 26V~(ac) contactor	
K2 = 100 to 120V~(ac) contactor	
K3 = 200 to 240V~(ac) contactor	
<b>Current Sensing or Alarm</b>	
0 = No alarm	
1 = Load current transformer	
S = Shorted SCR alarm	
<b>User Manual Language</b>	
0 = English	
1 = German	
2 = Spanish	
3 = French	
<b>Custom Options</b>	
00 = Standard parts	

### Recommended Semiconductor Fuse:

Watlow P/N: 0808-0096-0000

Cooper Bussmann® P/N: 170N3437

## Output Rating Curve



Cooper Bussman® is a registered trademark of Cooper Bussman, Inc.

# THE DIN-A-MITE® FAMILY



	DIN-A-MITE Style A	DIN-A-MITE Style B	DIN-A-MITE Style C	DIN-A-MITE Style D
1-Phase <sup>①</sup>	Up to 25A @ 600V~(ac)	Up to 40A @ 600V~(ac)	Up to 80A @ 600V~(ac)	Up to 100A @ 600V~(ac)
3-Phase, 2 leg <sup>①</sup>	No	Up to 33A @ 600V~(ac)	Up to 80A @ 600V~(ac)	Gang 2 units
3-Phase, 3 leg <sup>①</sup>	No	Up to 22A @ 600V~(ac)	Up to 70A @ 600V~(ac)	Gang 3 units
200KA SCCR	Yes	Yes	Yes	Yes
V~(ac) and V=(dc) - Burst Fire Contactor Input	24, 120 & 240V~(ac) 4.5-32V=(dc)	24, 120 & 240V~(ac) 4.5-32V=(dc)	24, 120 & 240V~(ac) 4.5-32V=(dc)	24, 120 & 240V~(ac) 4.5-32V=(dc)
Multizone V~(ac) & V=(dc) Input	No	Yes	Yes	No
4-20mA=(dc) Input - Variable Time Base Output	Yes	Yes	Yes	Yes
Phase Angle Fire Output <sup>②</sup>	No	No	Yes 1-phase only	No
Manual Control Via Potentiometer Input, or 0-5, 1-5 or 0-10V=(dc) Linear Voltage Input	No	No	Yes	No
Shorted SCR Alarm	No	Yes	Yes	Yes
Open Heater Alarm	No	No	Yes With "S" input only	No
Load Current Monitor CT	No	No	No	Yes
On Board Semiconductor Fusing	No	No	No	Yes
DIN-Rail Mount	Yes	Yes	Yes	No
Sub-Panel Mount	Yes	Yes	Yes	Yes
Cabinet Thru-Wall Heat Sink Mount UL® 50 and UL® 1604 (ANSI/ISA 12.12.01)	No	No	Yes	No
Electrically Touch-Safe Package	Yes	Yes	Yes	Yes
Back-to-Back SCR Design	Yes	Yes	Yes	Yes
UL® 508 Listed/C-UL®/CE w/filter	Yes	Yes	Yes <sup>③</sup>	Yes
Dimensions	3.7 H X 1.8 W X 3.9 in. D (95 X 45 X 98 mm)	3.7 H X 3.1 W X 4.9 in. D (95 X 80 X 124 mm)	6.0 H X 3.1 W <sup>③</sup> X 5.7 in. D (150 X 80 X 146 mm)	7.25 H X 2.5 W X 9.4 in. D (185 X 65 X 240 mm)
Controller Weight: lbs (kg)	0.71 (0.32)	1.5 (0.68)	2.6 (1.18)	6.5 (2.95)
Controller Weight w/fan: lbs (kg)	N/A	N/A	3.2 (1.45)	N/A

<sup>①</sup> Refer to curves on reverse side for specific ratings.

<sup>②</sup> Phase angle fire, is not CE approved.

<sup>③</sup> Will fit within the width dimension of most comparable MDRs.

Watlow® and DIN-A-MITE® are registered trademarks of Watlow Electric Manufacturing Company.  
UL® and C-UL® are registered trademarks of the Underwriter's Laboratories, Inc.

**ISO 9001**



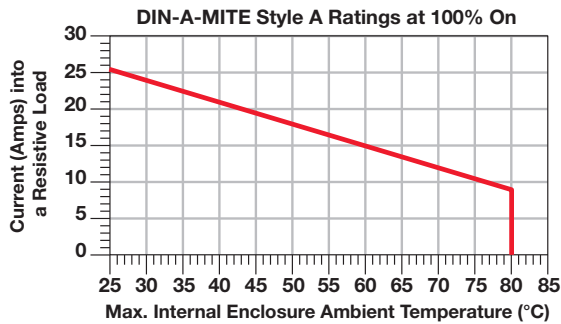
Registered Company  
Winona, Minnesota USA

WIN-DFM-0908

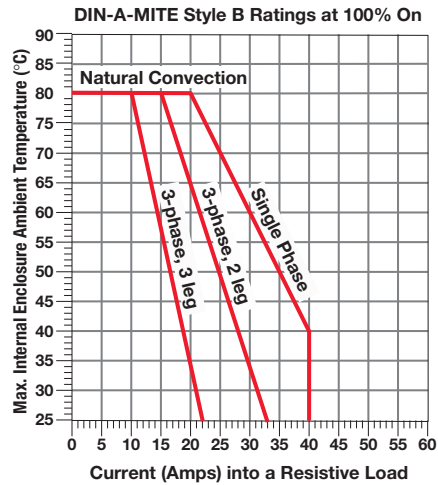


## Amperage Curves


### DIN-A-MITE A



### DIN-A-MITE B



1998, 1999, 2000, 2001, 2002, 2003, 2004, 2005, 2006, 2007, 2008, 2009, 2010, 2011, 2012, 2013, 2014, 2015, 2016, 2017, 2018, 2019, 2020, 2021, 2022, 2023, 2024, 2025, 2026, 2027, 2028, 2029, 2030, 2031, 2032, 2033, 2034, 2035, 2036, 2037, 2038, 2039, 2040, 2041, 2042, 2043, 2044, 2045, 2046, 2047, 2048, 2049, 2050, 2051, 2052, 2053, 2054, 2055, 2056, 2057, 2058, 2059, 2060, 2061, 2062, 2063, 2064, 2065, 2066, 2067, 2068, 2069, 2070, 2071, 2072, 2073, 2074, 2075, 2076, 2077, 2078, 2079, 2080, 2081, 2082, 2083, 2084, 2085, 2086, 2087, 2088, 2089, 2090, 2091, 2092, 2093, 2094, 2095, 2096, 2097, 2098, 2099, 2100, 2101, 2102, 2103, 2104, 2105, 2106, 2107, 2108, 2109, 2110, 2111, 2112, 2113, 2114, 2115, 2116, 2117, 2118, 2119, 2120, 2121, 2122, 2123, 2124, 2125, 2126, 2127, 2128, 2129, 2130, 2131, 2132, 2133, 2134, 2135, 2136, 2137, 2138, 2139, 2140, 2141, 2142, 2143, 2144, 2145, 2146, 2147, 2148, 2149, 2150, 2151, 2152, 2153, 2154, 2155, 2156, 2157, 2158, 2159, 2160, 2161, 2162, 2163, 2164, 2165, 2166, 2167, 2168, 2169, 2170, 2171, 2172, 2173, 2174, 2175, 2176, 2177, 2178, 2179, 2180, 2181, 2182, 2183, 2184, 2185, 2186, 2187, 2188, 2189, 2190, 2191, 2192, 2193, 2194, 2195, 2196, 2197, 2198, 2199, 2200, 2201, 2202, 2203, 2204, 2205, 2206, 2207, 2208, 2209, 2210, 2211, 2212, 2213, 2214, 2215, 2216, 2217, 2218, 2219, 2220, 2221, 2222, 2223, 2224, 2225, 2226, 2227, 2228, 2229, 2230, 2231, 2232, 2233, 2234, 2235, 2236, 2237, 2238, 2239, 2240, 2241, 2242, 2243, 2244, 2245, 2246, 2247, 2248, 2249, 2250, 2251, 2252, 2253, 2254, 2255, 2256, 2257, 2258, 2259, 2260, 2261, 2262, 2263, 2264, 2265, 2266, 2267, 2268, 2269, 2270, 2271, 2272, 2273, 2274, 2275, 2276, 2277, 2278, 2279, 2280, 2281, 2282, 2283, 2284, 2285, 2286, 2287, 2288, 2289, 2290, 2291, 2292, 2293, 2294, 2295, 2296, 2297, 2298, 2299, 2300, 2301, 2302, 2303, 2304, 2305, 2306, 2307, 2308, 2309, 2310, 2311, 2312, 2313, 2314, 2315, 2316, 2317, 2318, 2319, 2320, 2321, 2322, 2323, 2324, 2325, 2326, 2327, 2328, 2329, 2330, 2331, 2332, 2333, 2334, 2335, 2336, 2337, 2338, 2339, 2340, 2341, 2342, 2343, 2344, 2345, 2346, 2347, 2348, 2349, 2350, 2351, 2352, 2353, 2354, 2355, 2356, 2357, 2358, 2359, 2360, 2361, 2362, 2363, 2364, 2365, 2366, 2367, 2368, 2369, 2370, 2371, 2372, 2373, 2374, 2375, 2376, 2377, 2378, 2379, 2380, 2381, 2382, 2383, 2384, 2385, 2386, 2387, 2388, 2389, 2390, 2391, 2392, 2393, 2394, 2395, 2396, 2397, 2398, 2399, 2400, 2401, 2402, 2403, 2404, 2405, 2406, 2407, 2408, 2409, 2410, 2411, 2412, 2413, 2414, 2415, 2416, 2417, 2418, 2419, 2420, 2421, 2422, 2423, 2424, 2425, 2426, 2427, 2428, 2429, 2430, 2431, 2432, 2433, 2434, 2435, 2436, 2437, 2438, 2439, 2440, 2441, 2442, 2443, 2444, 2445, 2446, 2447, 2448, 2449, 2450, 2451, 2452, 2453, 2454, 2455, 2456, 2457, 2458, 2459, 2460, 2461, 2462, 2463, 2464, 2465, 2466, 2467, 2468, 2469, 2470, 2471, 2472, 2473, 2474, 2475, 2476, 2477, 2478, 2479, 2480, 2481, 2482, 2483, 2484, 2485, 2486, 2487, 2488, 2489, 2490, 2491, 2492, 2493, 2494, 2495, 2496, 2497, 2498, 2499, 2500, 2501, 2502, 2503, 2504, 2505, 2506, 2507, 2508, 2509, 2510, 2511, 2512, 2513, 2514, 2515, 2516, 2517, 2518, 2519, 2520, 2521, 2522, 2523, 2524, 2525, 2526, 2527, 2528, 2529, 2530, 2531, 2532, 2533, 2534, 2535, 2536, 2537, 2538, 2539, 2540, 2541, 2542, 2543, 2544, 2545, 2546, 2547, 2548, 2549, 2550, 2551, 2552, 2553, 2554, 2555, 2556, 2557, 2558, 2559, 2560, 2561, 2562, 2563, 2564, 2565, 2566, 2567, 2568, 2569, 2570, 2571, 2572, 2573, 2574, 2575, 2576, 2577, 2578, 2579, 2580, 2581, 2582, 2583, 2584, 2585, 2586, 2587, 2588, 2589, 2590, 2591, 2592, 2593, 2594, 2595, 2596, 2597, 2598, 2599, 2600, 2601, 2602, 2603, 2604, 2605, 2606, 2607, 2608, 2609, 2610, 2611, 2612, 2613, 2614, 2615, 2616, 2617, 2618, 2619, 2620, 2621, 2622, 2623, 2624, 2625, 2626, 2627, 2628, 2629, 2630, 2631, 2632, 2633, 2634, 2635, 2636, 2637, 2638, 2639, 2640, 2641, 2642, 2643, 2644, 2645, 2646, 2647, 2648, 2649, 2650, 2651, 2652, 2653, 2654, 2655, 2656, 2657, 2658, 2659, 2660, 2661, 2662, 2663, 2664, 2665, 2666, 2667, 2668, 2669, 2670, 2671, 2672, 2673, 2674, 2675, 2676, 2677, 2678, 2679, 26



100



[sales@calcert.com](mailto:sales@calcert.com)