



MECHANICAL SPLICE INSTRUCTION SHEET

PROCESS

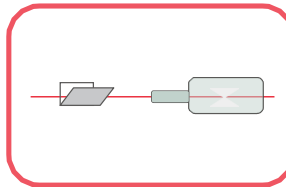
1. Remove buffer



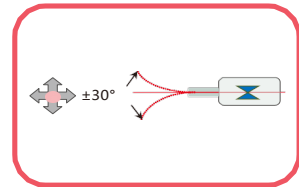
2. Remove acrylic coating



3. Clean fiber



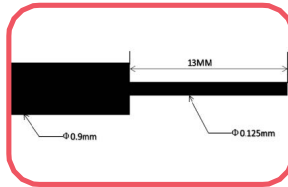
4. Fiber Check




5. Cleave fiber to 13mm




6. Check that fiber
cleave is 13mm long



7. Insert fiber




8. Lock V-slot




REUSE

1. Release block



2. Take out the fiber



3. Reassemble as in
steps 1-8 above

