



BLOCK LIGHT & TEMP

The BLOCK Light & Temp is an advanced data logger designed to monitor, record, and analyze light intensity and temperature. In addition to sending real-time alarms for high or low light intensity, it offers powerful reporting capabilities, including cumulative light exposure over specified intervals. It also calculates UV power in milliwatts (mW) based on the selected light source and generates detailed UV exposure reports, making it an indispensable tool for managing light-sensitive environments.

Key Use Cases:

Museums and Galleries: Protect delicate artworks and artifacts by monitoring light intensity and UV exposure to prevent fading or degradation. Generate detailed light and UV exposure reports to ensure compliance with preservation standards.

Agriculture: Optimize plant growth by tracking light intensity and cumulative exposure to ensure crops receive the right amount of light. Monitor UV exposure to support healthy growth and prevent plant stress.

Workplace Compliance: Ensure workplaces and educational spaces meet regulatory standards for light exposure, enhancing productivity and maintaining safety for employees and students.

The BLOCK Light & Temp combines precision monitoring, advanced reporting, and real-time alerts, offering a complete solution for managing light-sensitive environments in museums, agriculture, and beyond.

- PORT I Not in Use
- PORT II Digital Input (optional)
- PORT III Flood Detector (optional)

Monitoring Capabilities



Record & Send Alarm (Internal)



Record & Send Alarm (Detachable)



Only Recording



Light intensity



Temperature



Relative Humidity



Flood Detector




Digital Input

Technical Specifications

Light intensity Measurement Range	0 to 65535 lx
Ambient Temperature Measurement Range	-20 ~ +75°C -4 ~+167°F
Temperature Measurement Resolution	0.1
Light intensity Measurement Resolution	1

Refer to the BLOCK Family "General Specifications" and External sensor's dedicated pages in the catalog for more technical details.






INTRODUCING BLOCK FAMILY OF DATALOGGERS



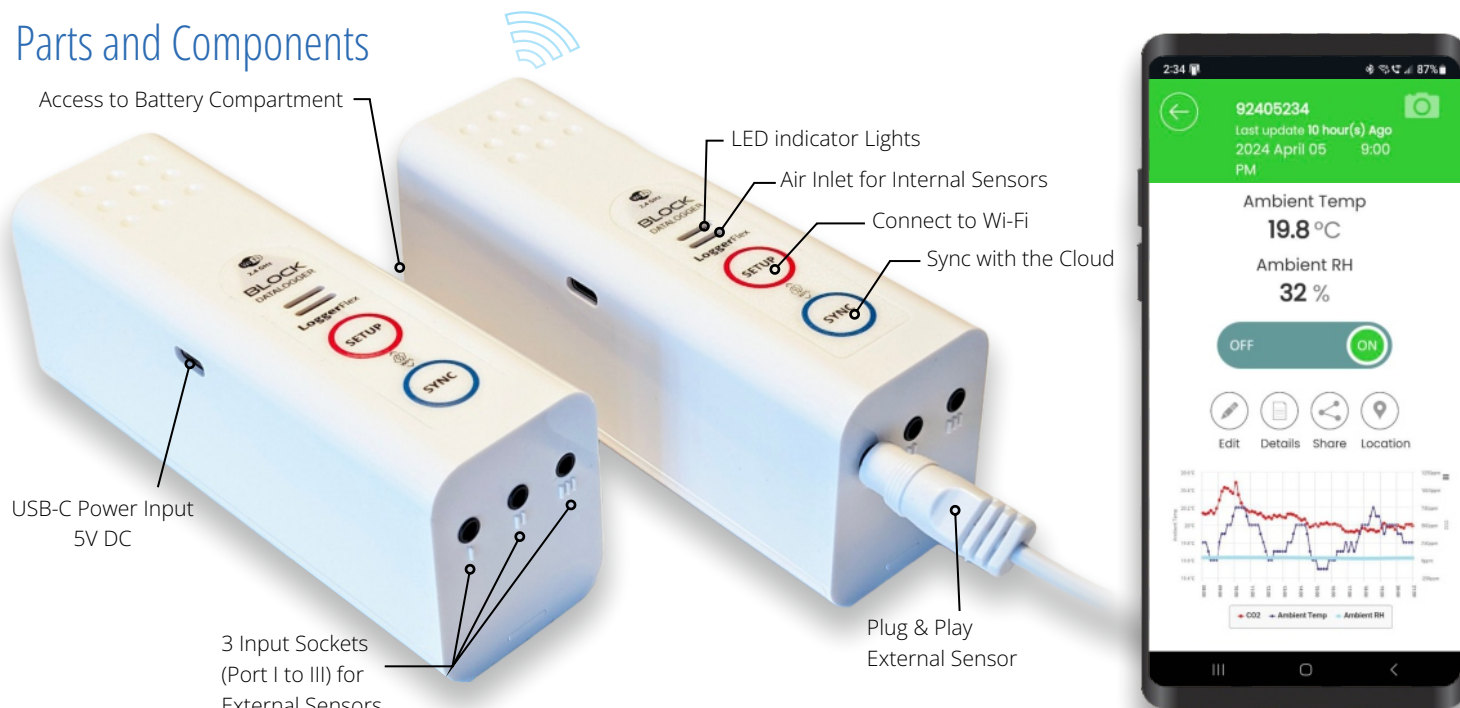
General Technical Specifications of All BLOCK Family Products

Built in sensors		Temperature and Relative Humidity (RH)
Power Supply	Internal	4 x AA batteries
	External	5V DC Standard USB-Charger
Temperature measurement range	°C	-20 to +70
	°F	-4 to +160
Temperature reporting resolution		0.1
RH measurement range		0-99% non-condensing
Interface		Wi-Fi - IEEE 802.11 b/g/n - 2.4 GHz
FCC ID	WiFi	2AC7Z-ESPWROOM32
	Cellular	2AJYU-8VC0001
Max TX power		20 dBm (100 mW)
Internal Memory Capacity		64,000 Record of each measured Parameter
Record intervals		1 minute to 30 minutes (down to 5 sec. by order)
Upload intervals		1 hour to once a week (down to 1 min. by order)
Dimensions	Height	H = 133 mm (5 ¹⁵ / ₆₄ ")
	Length	L = 53 mm (2 ³ / ₃₂ ")
	Width	W = 43 mm (1 ¹¹ / ₁₆ ")

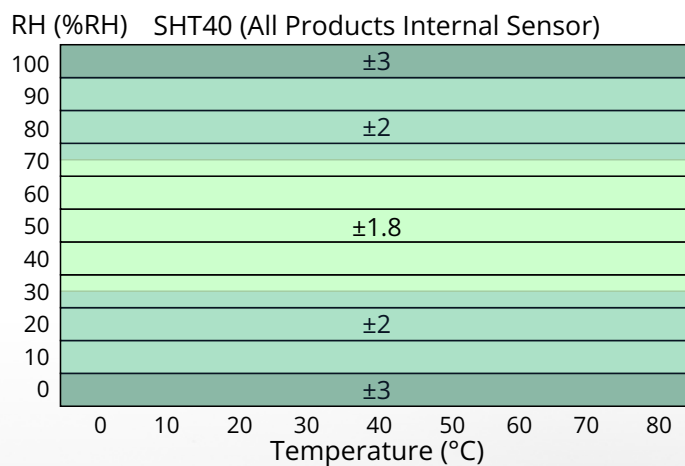
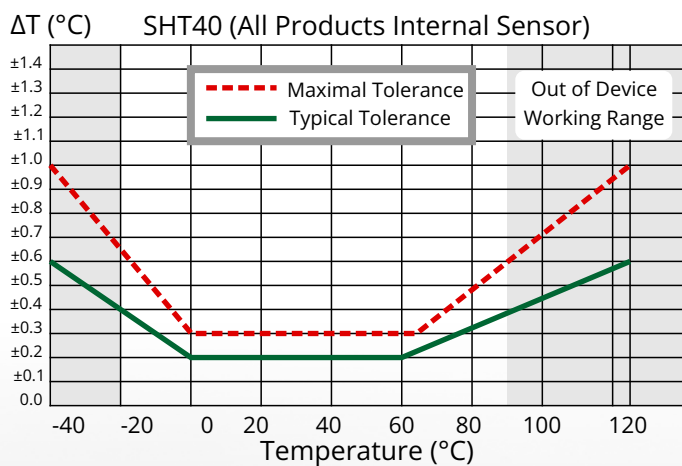


GENERAL SPECIFICATIONS OF BLOCK FAMILY OF DATALOGGERS

Parts and Components




Internal Sensor's Accuracy



Compliance





FLOOD DETECTION AND DIGITAL INPUT FUNCTIONS

Flood Detector Function



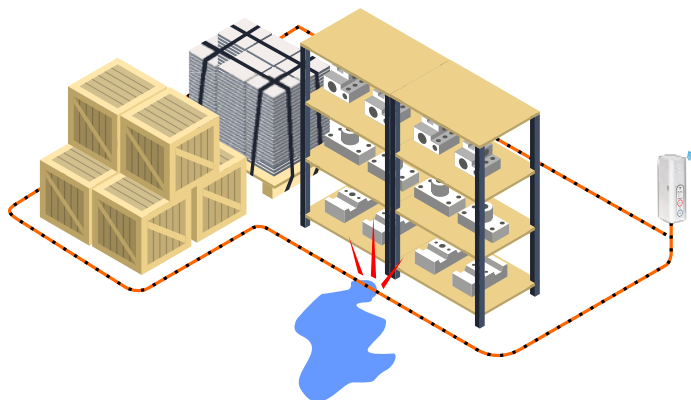
Certain members of the BLOCK Datalogger family feature a dedicated port for connecting a flood detection sensor. Our fully length-sensitive flood sensor cable can be extended up to 100 meters (330 feet), providing extensive coverage. In the event of a flood, the system not only triggers visible and audible alarms but also instantly sends alerts via call, text, and email to an unlimited number of recipients. Advanced algorithms intelligently filter out false alarms caused by routine activities like mopping, ensuring reliability and minimizing unnecessary disruptions.

Flood Detector Installation Strategies

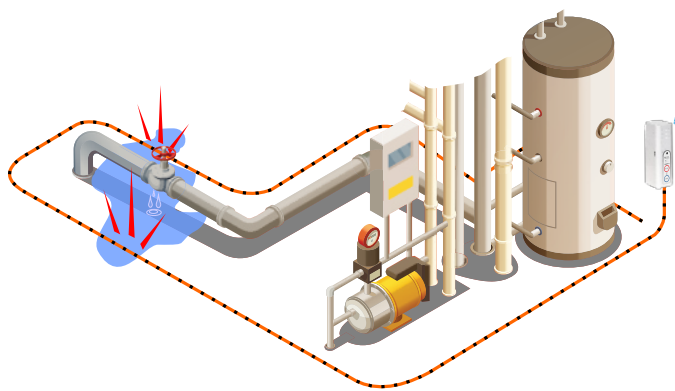
Pipe Leak Detection: Couple the detector cable along the entire length of pipes to detect and address leaks at the earliest possible moment.



Protecting Important Assets: Secure the perimeter around valuable items by encircling them with the detector wire, ensuring immediate detection of any approaching water.



Containing the Risk Source: Surround potential risk sources with the detector cable to promptly identify and contain leaks.



Alarm Dialer (Digital Input) Function

Some members of the BLOCK Datalogger family are equipped with a dedicated digital input port, enabling seamless integration with a wide range of digital input sources, such as switches or PLC digital outputs. This functionality allows the system to relay alarms from connected devices remotely and instantly to an unlimited number of recipients via call, SMS, and email. For example, in the event of a fire alarm activation, the system can immediately notify all residents of a building, ensuring rapid awareness and response. Additionally, it serves as an industrial-grade dialer, eliminating the need for a landline or the ongoing cost of maintaining a cellular service, making it a highly cost-effective and reliable alarm communication solution. Furthermore, the system can document alarm events with a secure, non-manipulatable timestamp, providing reliable records for compliance and analysis.



LF Cloud (LoggerFlex Online Application) is a powerful, cloud-based platform that streamlines data collection and monitoring. Its primary functions include continuous, high-resolution monitoring and 24/7 data access from anywhere, enabling remote, multi-user oversight across different time zones. The application generates industry-specific, customizable reports tailored to the unique requirements of sectors such as pharmaceuticals, food safety, and HVAC. LF Cloud also supports multi-parameter monitoring of various environmental and system parameters, with shared access capabilities for collaborative monitoring among multiple users. As a progressive web application, it is accessible on any device with internet connectivity, requiring no installation and providing a consistent experience across platforms. This comprehensive platform empowers users with actionable insights, robust data management, and enhanced decision-making.

Access from Anywhere, on Any Device, for Multiple Users



Neat Mobile View



Geographical Based Display



Professional Reports

Our alarms will reach you, no matter how far you are.




Phone Call Alarm



Text Message Alarm



Email Alarm



Advance Alarm Function

1

Momentary Minimum & Maximum value Alarms

As the most basic alarm function, 'LFCLOUD' can immediately push an alarm via email, SMS, or phone call if any measured parameter exceeds the defined maximum or falls below the adjustable minimum threshold. This instant alerting ensures that users are promptly informed.

2

Adjustable "Persistent Condition" Alarm

To filter out possible momentary fluctuations, users can adjust the persistence duration of the condition before the alarm goes off. Using this feature, the system only triggers the alarm if the out-of-bounds measured parameter remains beyond defined limits for a certain duration.

3

Adjustable Time-Weighted Average Long-term Alarms

"LF CLOUD" can constantly monitor the parameters to ensure compliance with multiple long-term exposure rules. Rules can be defined by the measured level and duration of exposure, and the system will send an alarm if long-term exposure is detected based on time-weighted average values.

4

Trend change (Drift) detection alarm

The "LF Cloud" can monitor the trend of changes or drift in the measurements and push notifications if the average measured values show a certain percentage higher or lower than previous records at adjustable intervals.

LF Cloud Key Functionality Highlights



Data Security and Privacy: End-to-end encryption.

Activity Logging: Digital tracing of user actions and alarm events.

Frequent Data Backups: Multiple daily backups ensure data integrity.

Multi-channel notifications: Email, SMS, and phone calls.

Alarming: Threshold, persistent condition, and trend-based alarms.

Cross-Platform Access: Compatible with Windows, iOS, Android.

Global Accessibility: Multi-language and multi-time zone support.

Role-Based Sharing: Access controls for collaborative use.

Graphing & Visualization: Customizable data visualization tools.

Custom Reporting: Industry-specific report generation.

Geographic Data Insights: Location-based data visualization.

Utility Billing: Automated cost allocation and submetering.

API Integration: Real-time data access and alerts through API.

Industry-Specific Report Segments in LF Cloud



HVAC Systems



Property Management



Agriculture



Industrial Monitoring



Preservation



Pharmaceutical



Food Safety

