


Aura Instruction Manual

The Aura personal proximity sensor is designed to tackle the challenge of social distancing by helping ensure a minimum distance.



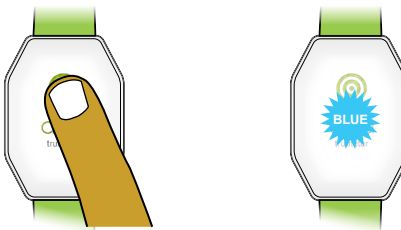
To switch ON: PRESS and HOLD the  button for 3 seconds - Blue LED lights up AND button vibrates. The LED will flash blue every 3 seconds when unit is on. The unit will not turn on when connected and charging.

3 SECS

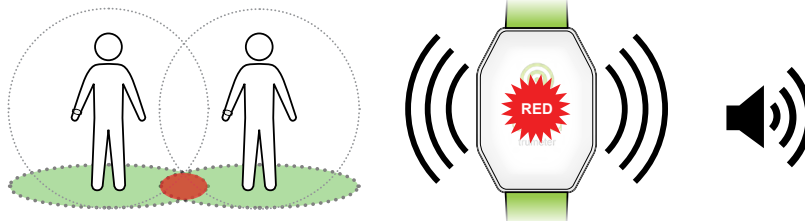


To switch OFF: PRESS and HOLD the  button for 3 seconds. The Blue LED will flash twice.

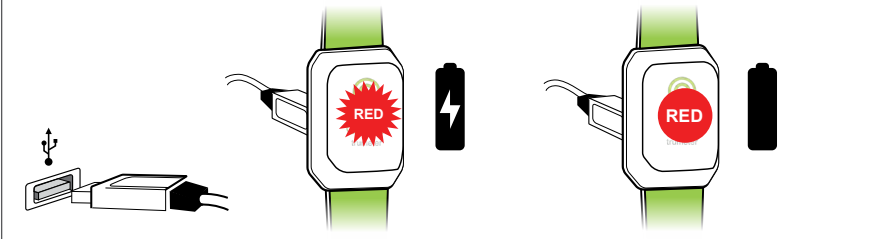
3 SECS



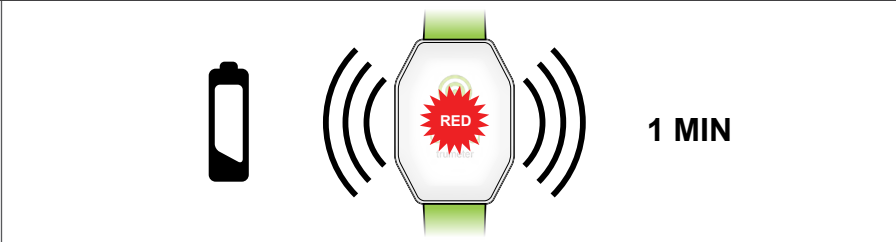
When within two meters of another Aura the red LED will light and the Aura will vibrate and sound an alert.



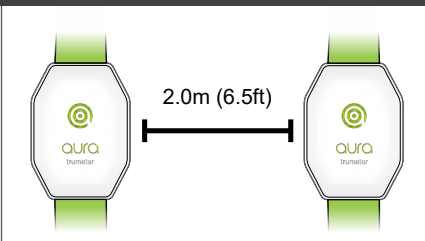
To charge: connect the unit using a Micro-USB charging cable. Charging takes approximately 1 hour. When charging, the LED flashes red. When fully charged, the LED is a steady red.




Aura can be used up to 12 hours on a single charge. When battery is low the LED will flash red and device will vibrate every 1 minute.



When first switched on, Aura doesn't become active until it is more than 2 meters away from any other unit.



For best results the face of Aura should be worn on the outside of the wrist.



This device contains FCC ID: 2AQ33-DWM1004

This device complies with Part 15.107 and 15.109 Class B of the FCC Rules CFR47: October 2010.

Operation is subject to the following two conditions:

1. This device may not cause harmful interference.
 2. This device must accept any interference received, including interference that may cause undesired operation.
- Changes or modifications not expressly approved by the party responsible for compliance could void the user's authority to operate the equipment.



WARNING

CAUTION: CHOKING HAZARD - small parts.
Not suitable for children under 3 yrs.

