



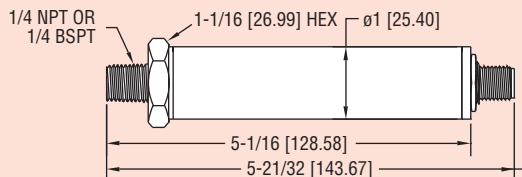
Series
IS626

Intrinsically Safe Pressure Transmitter

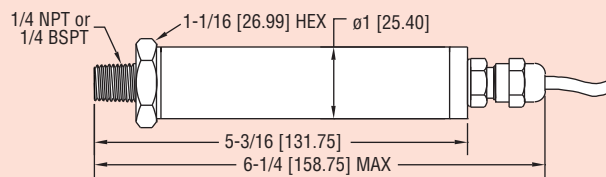

For Use In Hazardous Locations



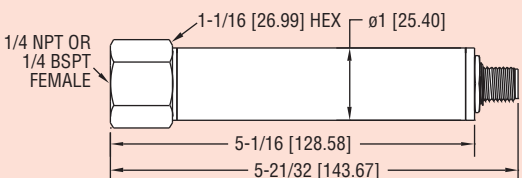
Pressure



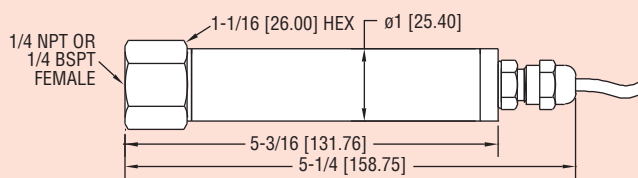
Male NPT/BSPT Connector with Male M-12 Connector



Male NPT/BSPT Connector with Cable Gland



Female NPT/BSPT Connector with Male M-12 Connector



Female NPT/BSPT Connector with Cable Gland

Ⓢ = CRITICAL DIMENSION
STANDARD TOLERANCES UNLESS NOTED:
ALL DECIMAL DIMENSIONS ± .005
ALL ANGLES ± 1°

The Series IS626 Intrinsically Safe Pressure Transmitter converts pressure into a standard 4-20 mA output signal. The Series IS626 can be used to accurately measure compatible gases and liquids compatible with its 316/316L Stainless Steel wetted parts. Series IS626 full scale accuracy is 0.25%. Designed for industrial environments with a NEMA 4X (IP66) housing, this transmitter resists most effects of shock and vibration. Models are available with a 3' cable or M-12 4 pin connection.

The IS626 is UL listed for use in Hazardous (Classified) Locations. The protection method is by Intrinsic Safety, "ia". It was investigated by UL under UL Standard 913 Sixth Edition and CSA Standard No. 157-92.

APPLICATIONS

Monitoring pressure in hazardous environments.

Model	Range	Maximum Pressure (psig)	Over Pressure (psig)
IS626-30-GH-P1-E1-S1	30" Hg	30	150
IS626-07-GH-P1-E1-S1	15 psig	30	150
IS626-08-GH-P1-E1-S1	30 psig	60	300
IS626-09-GH-P1-E1-S1	50 psig	100	300
IS626-10-GH-P1-E1-S1	100 psig	200	500
IS626-11-GH-P1-E1-S1	150 psig	300	750
IS626-12-GH-P1-E1-S1	200 psig	400	1000
IS626-13-GH-P1-E1-S1	300 psig	600	1500
IS626-14-GH-P1-E1-S1	500 psig	1000	2500
IS626-15-GH-P1-E1-S1	1000 psig	2000	5000
IS626-16-GH-P1-E1-S1	1500 psig	3000	5000

Note: For optional M-12 4 pin electrical connection change E1 to E6.

ACCESSORIES

A-295, Female four pin M-12 to cable gland connector
A-231, 16' (5m) shielded cable with 4 pin female M-12 connection
MTL5041, intrinsically safe galvanic isolator
MTL7706, intrinsically safe zener barrier

SPECIFICATIONS

Service: Compatible gases and liquids.

Wetted Materials: Type 316, 316L SS.

Accuracy: 0.25% full scale (includes linearity, hysteresis, and repeatability).

Temperature Limit: 0 to 176°F (-18 to 80°C).

Compensated Temperature Range: 0 to 176°F (-18 to 80°C).

Thermal Effect: ±0.02% FS/°F (includes zero and span).

Pressure Limits: See Pressure Range Table.

Power Requirements: 10 to 28 VDC.

Output Signal: 4 to 20 mA.

Response Time: 50 msec.

Loop Resistance: 0 - 900 ohms maximum.

Current Consumption: 38 mA (maximum).

Electrical Connections: 3 ft. cable or 4-pin M-12 Connector.

Process Connection: 1/4" male or female NPT and BSPT.

Enclosure Rating: NEMA 4X (IP66).

Mounting Orientation: Mount in any position.

Weight: 8.9 oz (252 g).

Agency Approvals: CE, UL and cUL Intrinsically Safe to UL Standard 913.

For use in Hazardous (Classified) Locations:

Class I Div. 1 Groups A,B,C,D

Class II Div. 1 Groups E,F,G

Class III Div. 1

Temperature Code: T4 @ 80°C ambient

Install in accordance with control drawing 01-700797-00.

WARNING To prevent ignition of flammable or combustible atmospheres, disconnect power before servicing. Use with approved safety barriers using entity evaluation.

NEW PRODUCT!



© 2009 Dwyer Instruments, Inc.

CALL TO ORDER: U.S. Phone 219 879-8000 • U.K. Phone (+44) (0)1494-461707 • Asia Pacific Phone 61 2 4272-2055

125

