



9070 Smart Vibration Meter

Vibration analysis at the touch of a button

BENEFITS

- ISO Built-in Alarms
- Easily identify bearing problems with BDU Reading
- Easily identify problems with built in band filters: 1X (unbalance), 2X (misalignment), 3X (looseness)
- 800 line FFT (spectrum)
- Ruggedized IP67 case
- 3-year Limited Warranty

FEATURES

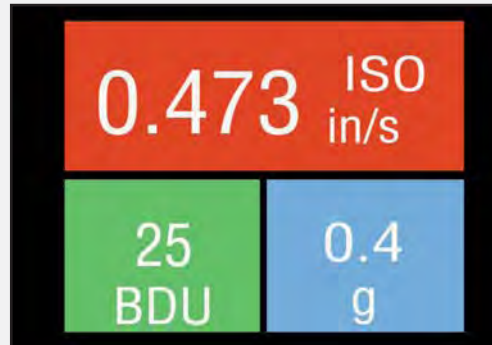
- Full Color OLED Display
- Built-in accelerometer with stinger. Optional long stinger and magnetic mount available

MARKETS

- Commercial/Industrial HVAC
- Food Processing
- Manufacturing
- Mining
- Packaging
- Petrochemical
- Pulp and Paper
- Power Plants
- Utilities
- Automotive

9070
data sheet

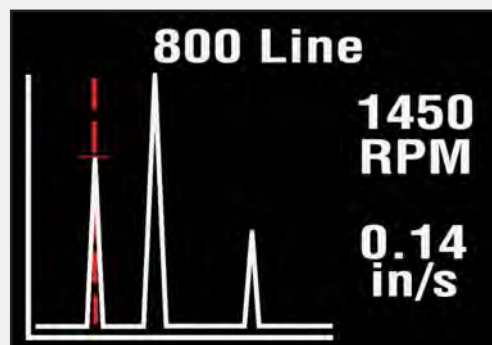
Analyze and Interprets readings...Incredible performance at an unbelievably low price



Overall machine and bearing conditions: vibration values are displayed with color coded alarm levels for ISO values and Bearing Damage (BDU).



Easy vibration analysis: clear picture of machine problems detected with built in band filters: 1X (unbalance), 2X (misalignment), 3X (looseness)



Identify complex issues: 800-line spectrum with zoom and cursor.



Photo Actual Size

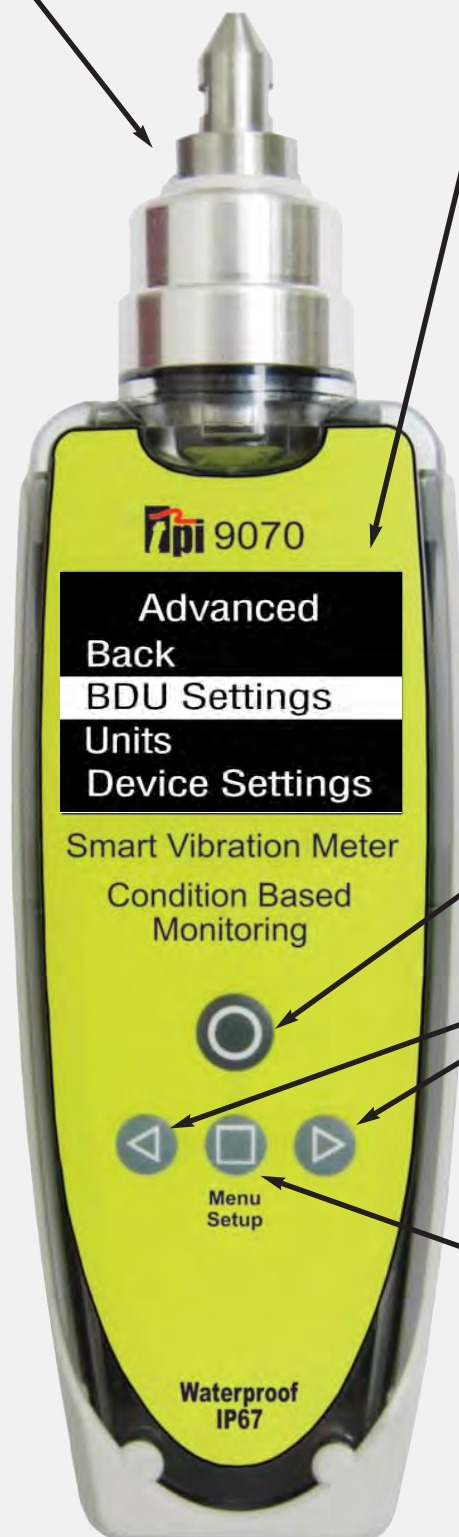
Test the TPI Advantage



9070 Smart Vibration Meter

Stinger tip accelerometer with standard 1/4 x 28 threads. Various length stingers or magnets can be used

Full color high contrast OLED display



- **Size:** H 7.95" W 2.36"
- **Weight:** 9.8oz (280g)
- **Environmental:**
 - o **Water:** IP67 Waterproof
 - o **Operating:** 32°F to 122°F (0C to 50C)
 - o **Storage:** -4°F to 158°F (-20C to 70C)
- **Power supply:** 2xAA batteries
- **Battery life:** Approximately 50 hours of normal use
- **Frequency ranges:** 2/10Hz - 1kHz ISO
2Hz - 3kHz
- **Frequency resolution:** 100 / 200 / 400 / 800 lines
- **Displayed amplitude units:** Acceleration in g / velocity in inches per second or mm per second / Bearing damage in BDU
- **Displayed frequency units:** Hz, CPM or RPM
- **Input range:** +/- 50 g
- **Dynamic range:** 72 dB
- **Auto set up of VA bands**
- **Accelerometer connection:** Internal sensor
- **Standard accessories**
 - o Pouch with protective cap for pointed stinger
- **Optional accessories:**
 - o Magnet

Top button with circle:

- Press to power ON
- Press again to take a reading
- Auto OFF one minute after last reading, unless time OFF is changed in power time OFF in user settings

Left and right cursors:

- Move cursor in FFT mode
- Select set up in Menu mode

Menu Setup button:

- Press and it cycles through main big number screen, VA screen (Unbalance, Misalignment and Looseness)
- FFT, FFT zoom *2, FFT zoom *4, FFT zoom *8 and back to start.

Press and hold Setup Menu to set:

- ISO filter 2/10Hz
- ISO alarm level
- Units of measure: Metric/English
- Run speed (Metric defaults to 1500 CPM/English 1800 CPM)
- Frequency axis CPM (default) or Hz
- Screen brightness
- Power time OFF (programmable)

Left and right buttons select options and Menus accepts change

Photo Actual Size

