APPLICATION STORY

MILL LADLE REFRACTORY MONITORING

In steel mills, handling molten metal at extreme temperatures presents serious safety and operational risks—particularly when ladle refractory linings degrade and threaten catastrophic failure. Fixed-mount thermal imaging enables continuous, real-time monitoring of ladle condition, giving operators early visibility into developing hot spots. By detecting issues before they escalate, steel producers can improve safety, reduce unplanned downtime, and make smarter, data-driven maintenance decisions.

A615 Thermal Machine Vision Camera

Heating, transporting, and pouring molten metal is one of the most hazardous operations in a steel mill. Steel ladles routinely carry hundreds of tons of iron at temperatures exceeding 1400°C. If the refractory lining fails, the results can be catastrophic: production shut downs, destroyed equipment, and potential risks to workers' lives.

Fixed-mount infrared cameras provide a practical, safety-focused solution, enabling steel producers to continuously monitor ladle condition in real time. By delivering constant, non-contact temperature measurements of the ladle shell, these systems make early breakout detection more reliable than periodic visual inspections or handheld thermal checks.

Why Ladle Monitoring Matters

Steel mill ladles have a finite service life. Their refractory linings degrade with each heat, and wear can accelerate due to mechanical shock, cracked bricks, or uneven thermal loading. As the lining thins or fails, heat

from the molten metal transfers to the outer ladle shell, creating localized hot spots that signal an emerging problem.

If these warning signs go unnoticed, the result can be ladle disintegration and a molten metal breakout. Beyond immediate safety risks, a single incident can cause extended downtime, lost production, and costly repairs. Traditional inspection methods rely heavily on operator availability and experience, limiting inspection frequency and increasing exposure to hazardous environments.

Thermal imaging changes that equation by making refractory degradation visible long before failure occurs.

Continuous, Automated Thermal Monitoring

In a typical installation, Flir fixed-mount thermal imaging cameras are positioned in protected enclosures along the ladle transport path, such as near gantry cranes or transfer points.

From these fixed locations, cameras capture thermal images of a filled ladle as it moves through the process. A limited number of cameras can monitor the entire outer surface, ensuring consistent coverage without interrupting production.

Thermal data is streamed in real time over Ethernet or fiber optic connections to an industrial computer, avoiding interference from the electrically noisy steel mill environment while enabling reliable, continuous operation. Because monitoring is fully automated, operators do not need to stop cranes or reposition ladles, data collection occurs during normal operations.



A thermal image of a ladle filled with molten steel

Detecting Problems Before They Become Failures

Thermal imaging software analyzes temperature patterns across predefined regions of interest on the ladle surface. These regions are selected based on areas most susceptible to refractory wear or failure. By focusing on specific zones, the system ignores unrelated background heat sources and reduces nuisance alarms.

Each thermal image is compared against reference data to identify abnormal temperature increases. Over time, the system builds temperature trends for individual ladles, correlating surface temperature with service life. Rising trends indicate progressive

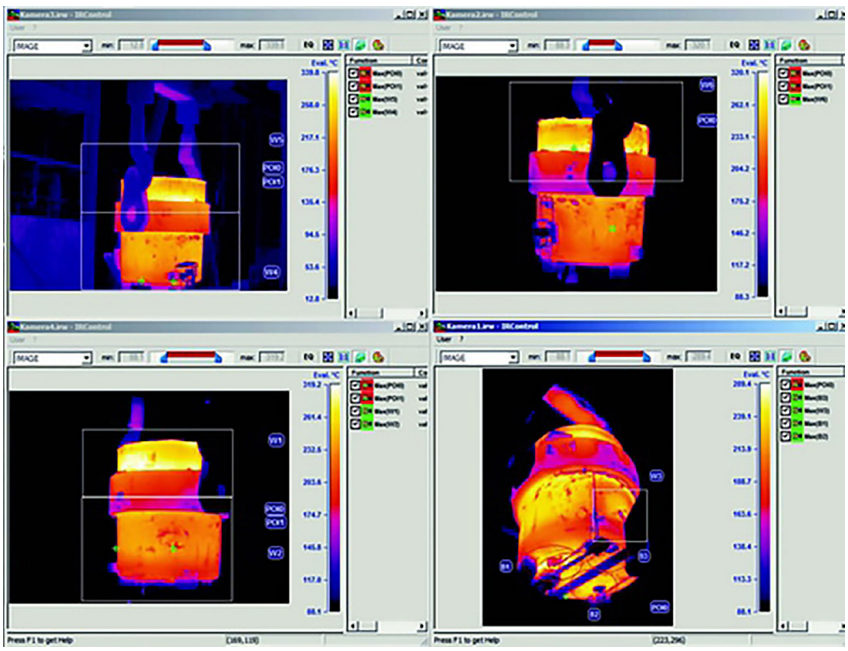

refractory wear and trigger warnings well before dangerous conditions develop.

When temperatures exceed defined thresholds, the system generates alarms at different severity levels. Early warnings allow operators to determine whether a ladle can safely remain in service for another pour. If a critical temperature is reached, emergency alarms can halt ladle movement and notify personnel through digital outputs, network messages, or image alerts sent to control rooms and offices.

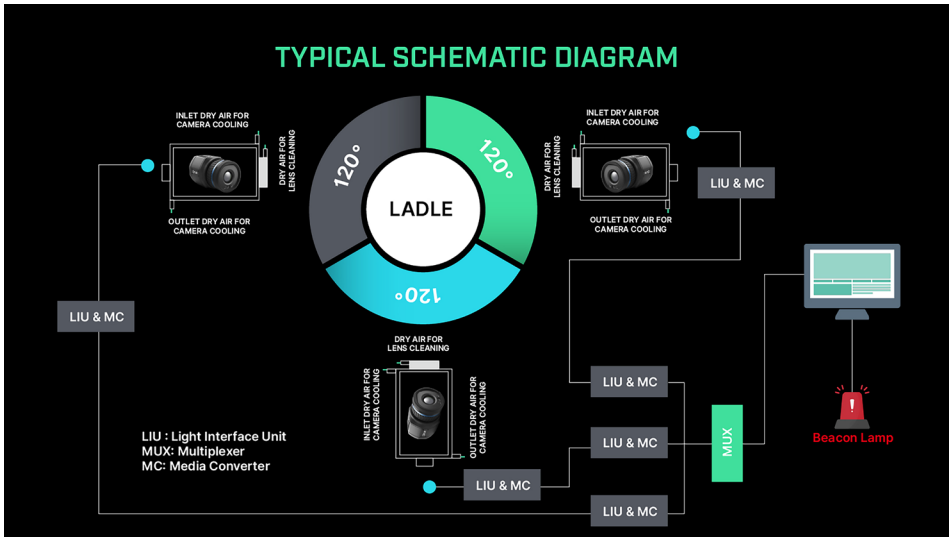

Improving Safety and Reducing Costs

Continuous ladle monitoring improves plant safety by reducing reliance on manual inspections and limiting worker exposure to high-risk areas. It also supports more informed maintenance decisions. Instead of relying solely on conservative, experience-based relining schedules, steel producers gain data-driven insight into actual refractory condition.

This approach allows ladles to remain in service for the maximum safe number of heats, extending refractory life without compromising safety. More accurate maintenance planning reduces unnecessary relining, lowers refractory costs, and minimizes unplanned downtime.

Designed for Harsh Steel Mill Environments

Flir thermal automation cameras are built for continuous operation in demanding industrial environments. With multiple fields of view, motorized focus options, and robust network connectivity, they integrate easily into existing HMI and SCADA systems. Support for industrial protocols enables seamless communication with automation infrastructure and alarm systems.

The result is a reliable ladle monitoring solution that combines thermal imaging, flexible software configuration, and long-term data trending, helping steel producers protect people, equipment, and production on every heat, every shift.

To install solutions like these at your own business, learn more or contact an expert from our partner Hi-Tech.

Specifications are subject to change without notice.

©Copyright 2026, Teledyne FLIR, LLC.

All other brand and product names are trademarks of their respective owners. The images displayed may not be representative of the actual resolution of the camera shown. Images for illustrative purposes only.

Revised: 6/5/2026, 5 x Automation application notes_mill ladle monitoring 26-0374-INS

1.888.610.7664 www.calcert.com sales@calcert.com