

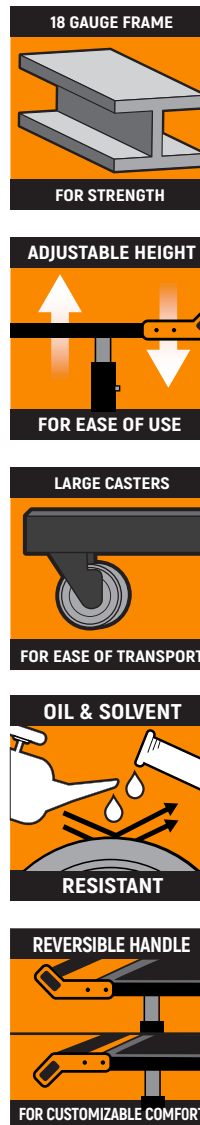


Mobile Work Table

83166

- 20x30" tray adjusts to any height between 35" and 48"
- Reversible handle for customizable comfort
- EVA solvent-resistant foam inserts on top of tray
- Center of tray load tested up to 125lbs and 65lbs on the sides
- Protective bumpers keep your work scratch free for best portability
- Screwdriver/other tool holder
- Durable 3" casters rotate smoothly and travel with ease



Part Number	Description	Height	Load Tested	Gauge Frame	Bolted Dual Legs
83166	Mobile Work Table	35"-48"	125lb center of tray	18	25" x 20"