



TANNIN KIT

OCTA-SLIDE 2, 1-10 ppm

CODE 7831-01

QUANTITY	CONTENTS	CODE
15 mL	*Tannin Reagent #1	*7833-E
60 mL	*Tannin Reagent #2	*7834-H
2	Test Tubes, 2.5-10 mL, plastic, w/caps	0106
1	Pipet, 1 mL, plastic	0354
1	Tannic Acid Octa-Slide 2 Bar, 1-10 ppm	7832-01
1	Octa-Slide 2 Viewer	1101

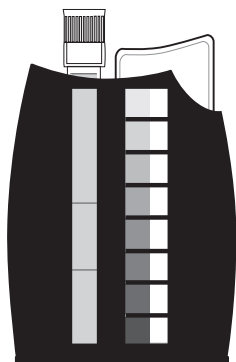
*WARNING: Reagents marked with an * are considered to be potential health hazards. To view or print a Safety Data Sheet (SDS) for these reagents go to . Search for the four digit reagent code number listed on the reagent label, in the contents list or in the test procedures. Omit any letter that follows or precedes the four digit code number. For example, if the code is 4450WT-H, search 4450. To obtain a printed copy, contact LaMotte by email, phone or fax.

Warning! This set contains chemicals that may be harmful if misused. Read cautions on individual containers carefully. Not to be used by children except under adult supervision.

To order individual reagents or test kit components, use the specified code number.

The color standards in the LaMotte Tannin Test Kit are calibrated in terms of parts per million tannic acid. Lignin produces about one-third the amount of color that is given by tannin or tannic acid. The test is not specific for tannin or lignin and unless tannin or lignin is definitely known to be present the results may be reported in more general terms such as "tannin-like" or "lignin-like" or simply "hydroxylated aromatic" compounds.


USE OF THE OCTA-SLIDE 2 VIEWER




The Octa-Slide 2 Viewer should be held so non-direct light enters through the back of the Viewer. Insert the Octa-Slide 2 Bar into the Viewer. Insert the reacted sample into the top of the Viewer. Match the color of the reaction to the color standards.

PROCEDURE


- 1



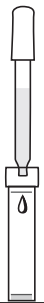
Insert the Tannic Acid Octa-Slide 2 Bar (7832-01) into the Octa-Slide 2 Viewer (1101).
- 2



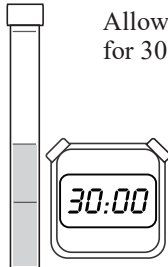
Fill a test tube (0106) to 5 mL line with sample water.
- 3




Add 3 drops of *Tannin Reagent #1 (7833). Cap and mix.
- 4




Use the 1 mL pipet (0354) to add 1 mL of *Tannin Reagent #2 (7834). Cap and mix.
- 5



Allow to stand for 30 minutes.
- 6



Insert test tube into the Octa-Slide 2 Viewer.
- 7



Match sample color to a color standard. Record as ppm Tannic Acid.

LaMOTTE COMPANY
Helping People Solve Analytical Challenges

67831-01 03.20