

PROCAP Capacitance Level Sensors



Capacitance Level Sensors for Inventory Control

BinMaster's PROCAP capacitance probes are a versatile point level sensor used for level detection and alerts in bins, tanks, silos, and hoppers. They are used to sense high-, mid-, or low- levels in powders and solids as well as liquids. Thousands of custom configurations allow capacitance probes to be used across many industries such as plastics, chemicals, food and dairy, feed, grain, mining, aggregates, cement, and concrete.

402.424.0402

1.888.610.7664



www.calcert.com

sales@calcert.com

PROCAP Capacitance Probes



USA-Made Quality

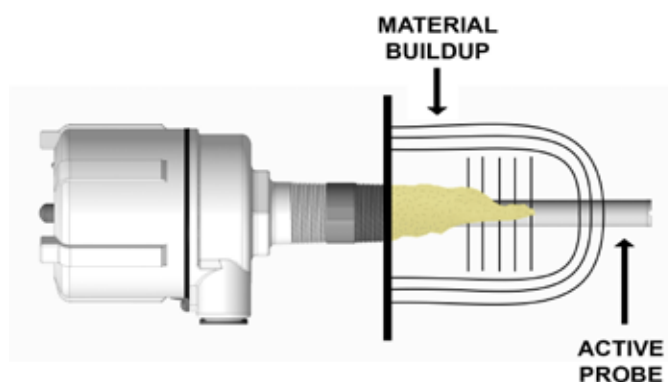
BinMaster capacitance probes are designed with features that make them accurate and reliable, even under rigorous or harsh conditions.

Fail-Safe Operation

An LED light on top of the unit indicates the sensor status is covered, uncovered, or in a failed condition preventing process mishaps caused by a power failure.

Pro-Shield

Pro-Shield protects against false readings due to buildup on the probe or bridging between the sidewall and the probe. This allows the probe to be used in dusty, sticky, or clingy materials.



Quick-Set Calibration

Calibration of PROCAP sensors is simple and precise. Using two single-turn potentiometers allows for sensitivity setting even when no material is present.



Time Delay

The time delay feature minimizes false signals from sudden material shifts or splashing liquids. Users simply set a time delay of up to 30 seconds before alerting to a signal change.

Interference-Free

PROCAP probes are immune to RF signals, ensuring interference-free operation from electronic plant equipment or two-way radios.



How PROCAP Works

PROCAP capacitance probes measure the difference in the dielectric constant of the material versus the surrounding air allowing the sensor to detect the presence or absence of material. The probes are very responsive, sensing changes in capacitance as small as just one picofarad.



Built-to-Order

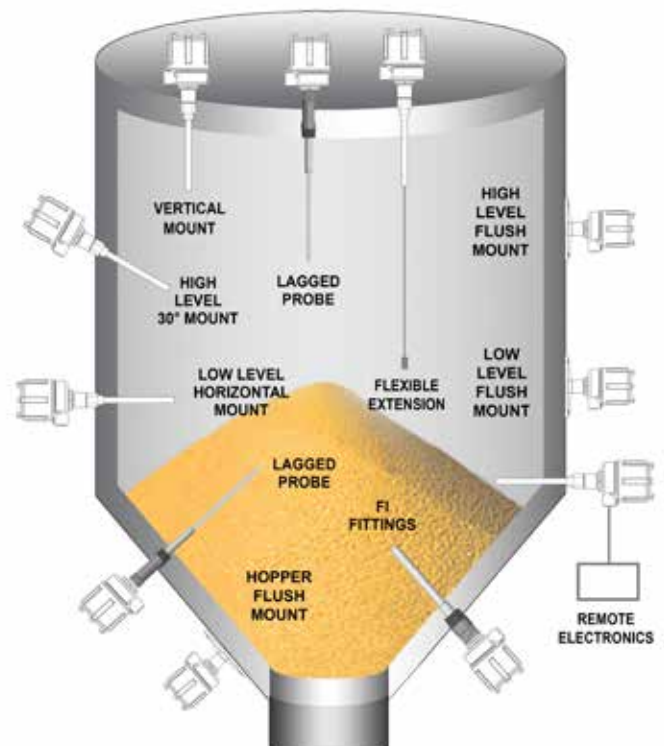
BinMaster builds each PROCAP probe to a customer's specification. Each sensor is specified a power pac, fitting, lag, probe, length, and mounting plate best for its material, vessel, and operating environment. Each sensor is made in just days in BinMaster's factory in Lincoln, Nebraska.

Probe Selection

- Delrin Shielded, Extended Shielded, Unshielded
- 3A Delrin® Extended Shielded
- Teflon™ Shielded, Extended Shielded, Unshielded
- Bare Shielded or Unshielded
- Heavy Duty Stainless Steel
- Hanging Stainless Steel Cable
- Bendable
- Flush Mounted

Many Mounting Options

BinMaster's PROCAP capacitance probes are mounted on the top, side, or cone of the vessel for high, mid, or low-level detection.



Probes for Every Process

STANDARD PROBES

The standard PROCAP I & II probes are offered with an expansive choice of Delrin, Teflon, stainless steel and bare probes ... all custom assembled to a customer's specification.



PROCAP I

BENDABLE PROBES

A bendable probe can be used to avoid obstructions in a vessel and is a clever solution for use in smaller mixers or containers.



Bendable probe

HAZARDOUS LOCATIONS

PROCAP IX & IIX Probes are designed for use in hazardous locations for Class I, Groups C & D and Class II, Groups E, F & G using either a standard or flush mounted sensing probe.



PROCAP IX

HEAVY DUTY

Heavy duty HD probes feature a 1" solid stainless-steel probe for use in high temperatures up to 500°F and can be used in heavy or challenging materials such as coal, fly ash, or clinker.



PROCAP HD

SANITARY APPLICATIONS

Food and pharmaceutical plants find PROCAP 3A sanitary probes with a thread-free mounting flange and clean-in-place, tri-clamp connection ideal for 3-A, USDA, or food grade use.



PROCAP 3A

REMOTE ELECTRONICS

For hostile areas with high temperatures or vibration, remote electronics can be used to distance the electronics up to 75 feet from the sensing probe.



PRO REMOTE

Probes for Every Process

AUTOMATIC CALIBRATION

For fast installation, the PRO AUTO-CAL probes with automatic calibration set up in seconds using a magnet without opening the unit cover.



PRO AUTO-CAL

FLUSH MOUNTED

Flush mounted PROCAP FL probes are non-intrusive and ideal for use on a vessel wall, conveyor housing, chute or tight spaces where material may damage a standard probe.



PROCAP FL

FLEXIBLE EXTENSION

A flexible cable extension up to 35 feet long can be added to top-mounted probes for instances where material such as coal or aggregates may damage a rigid probe.



Flexible Probe

COMPACT PROBES

COMPACT PRO probes are ideal for smaller vessels and tight spaces such as chutes, conveyors, pipes, or small hoppers.




COMPACT PRO




All models of PROCAP capacitance probes are made in the USA and are simple to use, offer long-lasting durability, and are maintenance free.

PROCAP I & II

PROCAP I Power: 24 to 240 VAC or VDC
Universal Power Supply
Ambient Temperature: -20°F to +145°F
(-28°C to +62°C)
PROCAP II Power: 115/230 VAC,
50/60 Hz, 2.2VA
Ambient Temperature: -40°F to +158°F
(-40°C to +70°C)
Output Relay: DPDT 10 Amp at 250 VAC
Probe: 250°F Delrin/Bare (121°C),
500°F Teflon (260°C)
Pressure: 500 psi, 3/4" mount
Sensitivity Setting: Adjustable sensitivity
to < 1 picofarad
Calibration: "Quick Set", Coarse/fine
single turn potentiometers
Fail-Safe: Switch selectable high/low
Time Delay: Dual delay covered/uncovered
up to 30 seconds
Enclosure: Die cast aluminum, threaded
cover, FDA recognized powder coat finish
Conduit Entry: 3/4" NPT
Mounting: 1-1/4" NPT or 3/4" NPT 316 SS
PRO-Shield: Compensates for material
buildup on sensing probe
Approval Rating:  listed for Class II,
Groups E, F & G Hazardous Locations.
Enclosure Type NEMA 4X, 5, 9 & 12.
CE Mark.
Status Indicator: Visual LED indicates
sensor status: uncovered, covered, and
power failure
Probe Options: Delrin, Teflon, food grade,
flush mount, flexible extension, stubby
shielded, extended shielded, bare
shielded, lagged




PROCAP IX & IIX

PROCAP IX Power: 24 to 240 VAC or VDC
Universal Power Supply
Ambient Temperature: -20°F to +145°F
(-28°C to +62°C)
PROCAP IIX Power: 115/230 VAC
50/60 Hz, 2.2VA
Ambient Temperature: -40°F to +158°F
(-40°C to +70°C)
Output Relay: DPDT 10 Amp at 250 VAC
Probe: 250°F Delrin/Bare (121°C), 500°F
Teflon (260°C)
Pressure: 500 psi, 3/4" mount
Sensitivity Setting: Adjustable sensitivity
to < 1 picofarad
Calibration: "Quick Set" Coarse/fine single
turn potentiometers
Fail-Safe: Switch selectable high/low
Time Delay: Dual delay covered/uncovered
up to 30 seconds
Enclosure: Die cast aluminum, threaded
cover, FDA recognized powder coat
finish
Conduit Entry: 3/4" NPT
Mounting: 1-1/4" NPT or 3/4" NPT 316 SS
PRO-Shield: Compensates for material
buildup on sensing probe
Approval Rating:  listed for Class I,
Groups C & D and Class II, Groups E, F
& G, Hazardous Locations. Enclosure
Type NEMA 4X, 5, 9 & 12. CE Mark.
Status Indicator: Internal LED indicates
material in contact with probe
Probe Options: Delrin, Teflon, food grade,
flush mount, stubby shielded, extended
shielded, lagged



PROCAP I 3-A & II 3-A



PROCAP I Power: 24 to 240 VAC or VDC
Universal Power Supply
Ambient Temperature: -20°F to +145°F
(-28°C to +62°C)
PROCAP II Power: 115/230 VAC
50/60 Hz, 2.2VA
Ambient Temperature: -40°F to +158°F
(-40°C to +70°C)
Output Relay: DPDT 10 Amp at 250 VAC
Probe: 250°F Delrin (121°C)
Pressure: 200 psi
Sensitivity Setting: Adjustable sensitivity
to < 1 picofarad
Calibration: "Quick Set" Coarse/fine
single turn potentiometers
Fail-Safe: Switch selectable high/low
Time Delay: Dual delay covered/uncovered
up to 30 seconds
Enclosure: Die cast aluminum, threaded
cover, FDA recognized powder coat
finish
Conduit Entry: 3/4" NPT
Mounting: 1" or 2" Sanitary 316 SS
Fitting
PRO-Shield: Compensates for material
buildup on sensing probe
Approval Rating:  listed for Class II,
Groups E, F & G Hazardous Locations.
Enclosure Type NEMA 4X, 5, 9
& 12. CE Mark.
Status Indicator: Visual LED indicates
sensor status: uncovered, covered,
and power failure
Probe Options: All Delrin sleeved style
probes





PROCAP I-FL & II-FL

PRO REMOTE

COMPACT PRO

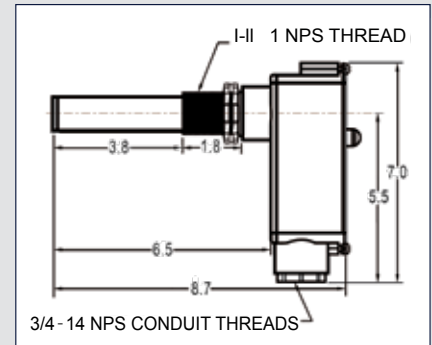
PROCAP I Power: 24 to 240 VAC or VDC
Universal Power Supply
Ambient Temperature: 20°F to +145°F
(-28°C to +62°C)
PROCAP II Power: 115/230 VAC,
50/60 Hz, 2.2VA
Ambient Temperature: -40°F to +158°F,
(-40°C to +70°C)
Output Relay: DPDT 10 Amp at 250 VAC
Probe: 150°F Standard (65°C), 450°F
High Temp (232°C)
Pressure: 250 psi, flush mount
Sensitivity Setting: Adjustable sensitivity
to < 1 picofarad
Calibration: "Quick Set" Coarse/fine
single turn potentiometers
Fail-Safe: Switch selectable high/low
Time Delay: Dual delay covered/uncovered
up to 30 seconds
Enclosure: Die cast aluminum, threaded
cover, FDA recognized powder coat
finish
Conduit Entry: 3/4" NPT
Mounting: Flush Mount Non-Invasive
PRO-Shield: Compensates for material
buildup on sensing probe
Approval Rating:  listed for Class II,
Groups E, F & G Hazardous Locations.
Enclosure Type NEMA 4X, 5, 9
& 12. Units also available in Class I,
Groups C & D.  Mark.
Status Indicator: Visual LED indicates
sensor status: uncovered, covered, and
power failure
Probe Options: Flush mounted probe;
standard or high temp



Power Requirements: 120/240 VAC,
50/60 Hz $\pm 15\%$, 5VA
Ambient Temperature: -40°F to + 185°F
(-40°C to +85°C)
Output Relay: DPDT 10 Amp at 250
VAC status contacts: 3 Amps 240
VAC
Probe: 250°F Delrin/Bare (121°C), 500°F
Teflon (260°C)
Pressure: 500 psi, 3/4" mount
Sensitivity Setting: Adjustable sensitiv-
ity to < 1 picofarad
Calibration: "Quick Set", Coarse/fine
single turn potentiometers
Fail-Safe: Switch selectable high/low
Time Delay: Dual delay covered/
uncovered up to 30 seconds
Enclosure: Cast aluminum, bolt-on cover
FDA recognized finish
Enclosure Electronics: Plastic
Mounting: 1-1/4" NPT or 3/4", NPT 316
SS
PRO-Shield: Compensates for material
buildup on sensing probe
Approval Ratings Probe:  Listed
NEMA 4X, 5 & 12 Intrinsically Safe
Electronics:  Listed Class II, Group
E, F, & G, NEMA 4X, 5 and 12
Status Indicator: Internal LED indicates
material in contact with probe
Probe Options: Delrin, Teflon,
food grade, flush mount, flexible
extension, stubby shielded, extended
shielded, bare shielded, lagged



Power Requirements: 120 VAC, 230 VAC,
or 24VDC
Ambient Temperature: -40°F to 185°F
(-40°C to 85°C)
Output Relay: SPDT 5 amp at 250 VAC
Probe: -40 to 240°F (-40 to 116°C)
Enclosure: NEMA 4X, dust tight, water
resistant
Sensitivity Setting: Adjustable sensitivity
to < 1 picofarad
Calibration: Multi-turn potentiometer
Fail-Safe: Switch selectable, high/low
Time Delay: Adjustable 1 to 30 seconds
Enclosure: PVC
Probe: CPVC
Mounting: 1" NPS (1-1/4" NPS adapter
available)
LED: Indicates material presence or
absence



Standard Shielded Delrin/ Teflon Sleeved Probe

The standard Delrin/Teflon sleeved probe is the most versatile all-purpose probe. It works reliably in bulk solids, powders, slurries, and liquids. It has a rugged 5/8" diameter 316 SS probe featuring "PRO-Shield" protection against false readings because of coating or buildup.

Maximum Temp: Delrin sleeved 250°F (121°C), Teflon sleeved 500°F (260°C)

Maximum Pressure: 50 psi (3.5 kg/cm²)
1-1/4" NPT, 500 psi (35 kg/cm²), 3/4" NPT

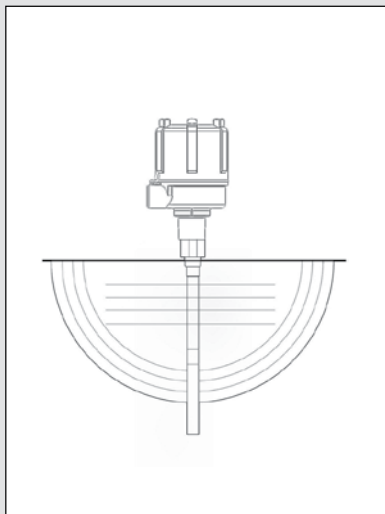
Probe Material: 5/8" diameter 316 SS
Delrin/Teflon sleeved

Lengths Available: 10.63", 18", 24", 30", 36", 48", and custom order lengths

Fitting Options: 3/4" NPT, 1-1/4" NPT, 1" food grade, 1 1/2"/3"/4" 150# Raised face flanges

Power Pac Options: PROCAP I & II, PROCAP IX & IIX, PRO Remote, PRO Auto-Cal

Applications: Point level detection and process control for solid, liquid and slurry materials. Used in bins, tanks, chutes, and spouts.



Extended Shield Delrin/ Teflon Sleeved Probe

Designed with a 10" extended PRO-Shield, used when mounting the probe through a nozzle or standpipe. This probe has all the same features as the standard probe.

Maximum Temp: Delrin sleeved, 250°F (121°C), Teflon sleeved 500°F (260°C)

Maximum Pressure: 50 psi (3.5 kg/cm²), 1-1/4" NPT, 500 psi (35 kg/cm²), 3/4" NPT

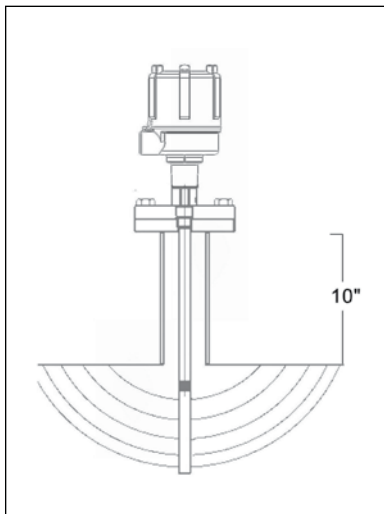
Probe Material: 5/8" diameter 316 SS,
Delrin/Teflon sleeved

Lengths Available: 15", 18", 24", 30", 36", 48", and custom order lengths

Fitting Options: 3/4" NPT, 1-1/4" NPT, 1" food grade, 1 1/2"/3"/4" 150# Raised face flanges

Power Pac Options: PROCAP I & II, PROCAP IX & IIX, PRO Remote, PRO Auto-Cal

Applications: Point level detection and process control for solid, liquid and slurry materials. Used when mounting probe in a nozzle or standpipe. Also can be used when excessive sidewall buildup may occur.



Stubby Shielded Delrin/ Teflon Sleeved Probe

Designed with a 6.5" overall length while still providing the PRO-Shield protection. This probe is specially designed for low level applications where minimal projection is preferred due to restricted area or excessive weight that could damage a longer probe. This probe has all the same features as the standard probe.

Maximum Temp: Delrin sleeved, 250°F (121°C), Teflon sleeved 500°F (260°C)

Maximum Pressure: 50 psi (3.5 kg/cm²), 1-1/4" NPT, 500 psi (35 kg/cm²), 3/4" NPT

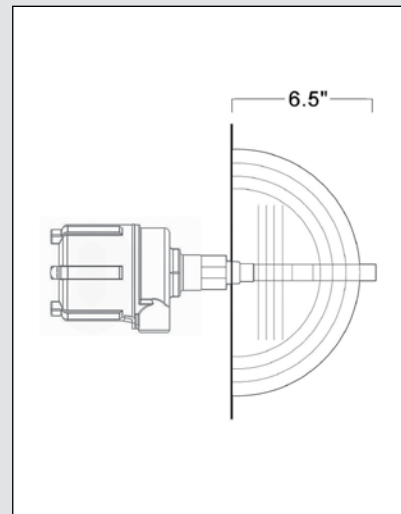
Probe Material: 5/8" diameter 316 SS,
Delrin/Teflon sleeved

Lengths Available: 6.5"

Fitting Options: 3/4" NPT, 1-1/4" NPT, 1" food grade, 1 1/2"/3"/4" 150#, Raised face flanges

Power Pac Options: PROCAP I & II, PROCAP IX & IIX, PRO Remotes, PRO Auto-Cal

Applications: Low level where material load on probe may cause damage or when working in a restricted area or small vessel.



Shielded Delrin Sleeved Sanitary/3-A Probe

Sanitary probe meets 3-A and USDA standards, conforming to the food industry's most demanding requirements for material, surfaces, and clean-in-place construction. This probe is designed for quick disconnect from the tank to facilitate ease of inspection and cleaning.

Maximum Temp: 250°F (121°C)

Maximum Pressure: 200 psi (14 kg/cm²)

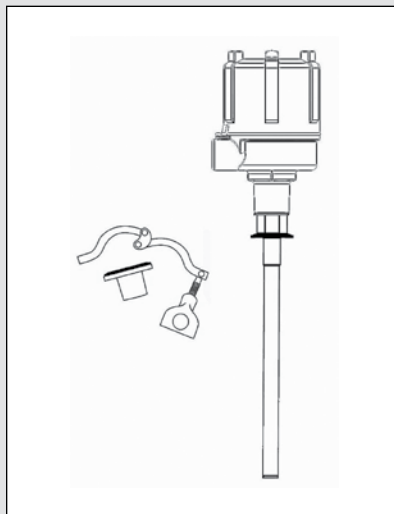
Probe Material: 5/8" diameter 316 SS, Delrin sleeved

Lengths Available: 4", 6.5", 10.63", 18", 24", 30", 36", 48", and custom order lengths

Fitting Options: 1" or 2" sanitary, 316 SS fitting for use with tri-clamp

Power Pac Options: PROCAP I 3-A & II 3-A

Applications: Point level detection and process control for solid, liquid and slurry materials. Built specifically for dairy, pharmaceutical, and food grade applications where 3-A/USDA sanitary standards apply. Used in bins, tanks, chutes, and spouts.



Flush Mounted Shielded Probe

No probe intrusion, designed for space constrained areas or applications where material flow or bridging may damage standard probes. The probe mounts flush on a vessel wall, conveyor housing or chute. A special bin wall adapter is available when working with thick walls or angled hoppers to move the face of the probe flush or slightly protruding the inside of the vessel wall, eliminating false signals due to excessive buildup on the probe surface.

Maximum Temp: 150°F (65°C), standard probe, 450°F (232°C), High temp probe

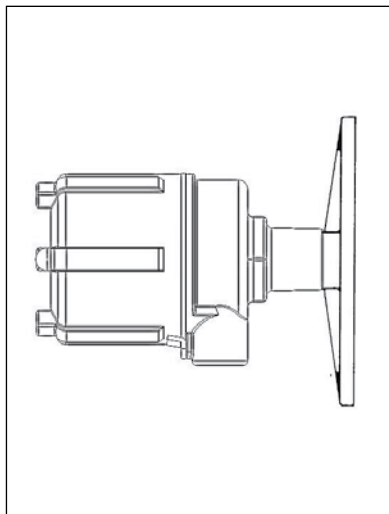
Maximum Pressure: 250 psi (17 kg/cm²)

Standard Probe Material: Polyethylene, High Temp, Teflon

Fitting Options: 5.75" hole mounted on 7.00" bolt circle 8.50" hole mounted on 9.50" bolt circle when using bin wall adapter

Power Pac Options: PROCAP I & II, PROCAP IX & IIX, PRO Remote, PRO Auto-Cal

Applications: Detects presence of material or level of materials that may bend or break probes when material shifts. Works well in coal, aggregates, gravel, or other heavy and/or chunky materials.



Bare Shielded OEM Probe

This is a bare shielded probe whose length can be modified in the field. It can be cut back to 7 inches or extended up to 8 feet. It has a rugged solid 5/8" diameter 316 SS probe featuring "PRO-Shield" protection against false readings because of coating or buildup.

Maximum Temp: 250°F (121°C)

Maximum Pressure: 50 psi (3.5 kg/cm²), 1-1/4" NPT, 500 psi (35 kg/cm²), 3/4" NPT

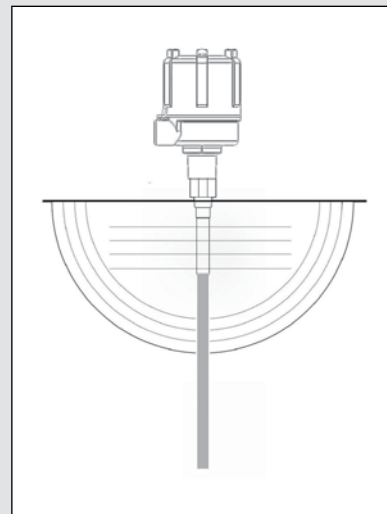
Probe Material: Standard probe 5/8", diameter 316 SS/Bare with Delrin insulator

Lengths Available: 7 inches to 8 feet

Fitting Options: 3/4" NPT, 1-1/4" NPT, 1" food grade, 1-1/2"/3/4" 150#, Raised face flanges

Power Pac Options: PROCAP I & II, PRO Remote, PRO Auto-Cal

Applications: Point level detection and process control for powders and dry bulk solid material that may have a tendency to build up and coat the probe. Used in bins, tanks, chutes, and spouts.



Shielded Teflon Sleeved 316 SS Hanging Flexible Cable Extension

The Teflon sleeved flexible cable extension was designed for high, mid, or low level when it is necessary to top mount. The flexible extension is also used in aggregates, coal or other lump materials that might damage a rigid probe or in materials that are not compatible with stainless steel. Maximum length of the cable and weighted probe end is 25 feet. The cable can be cut to length in the field.

Maximum Temp: 500°F (260°C)

Maximum Pressure: 50 psi (3.5 kg/cm²), 1-1/4" NPT, 500 psi (35 kg/cm²), 3/4" NPT

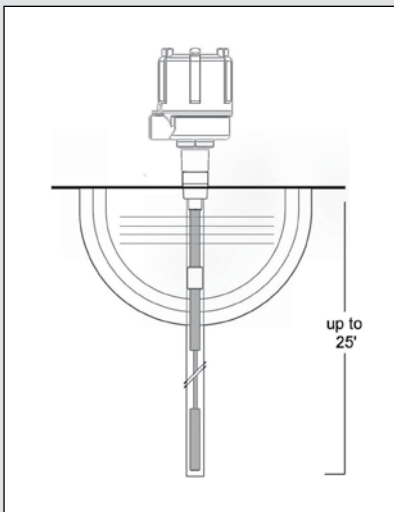
Probe Material: 316 stainless steel, 1/4" diameter cable with Teflon sleeve and insulator

Lengths Available: 16 inches to 25 feet

Fitting Options: 3/4" NPT, 1-1/4" NPT, 1" food grade, 1 1/2"/3"/4" 150#, Raised face flanges

Power Pac Options: PROCAP I & II, PROCAP IX & IIX, PRO Remote, PRO Auto-Cal

Applications: Point level detection and process control for various solid, liquid and slurry applications when top-mounting. This Teflon sleeved probe should be used in applications where conductive material may leave residue on the probe (most liquids for instance). Note: Any conductive residue which builds up from the vessel wall to the active portion of any unsleeved bare probe will short out the two conductors.



Shielded Bare 316 SS Hanging Flexible Extension

The flexible cable extension was designed for high, mid, or low level when it is necessary to top mount. The flexible extension is also used in aggregates, coal or other lump materials that might damage a rigid probe. This flexible cable extension probe features "PRO-Shield" protection against false readings because of coating or buildup. The shielded probe also allows you to mount the probe in a standoff pipe or nozzle. Maximum length of the cable and weighted probe end is 35 feet. The cable can be cut to length in the field.

Maximum Temp: 250°F (121°C), Standard probe

Maximum Pressure: 50 psi (3.5 kg/cm²), 1-1/4" NPT, 500 psi (35 kg/cm²), 3/4" NPT

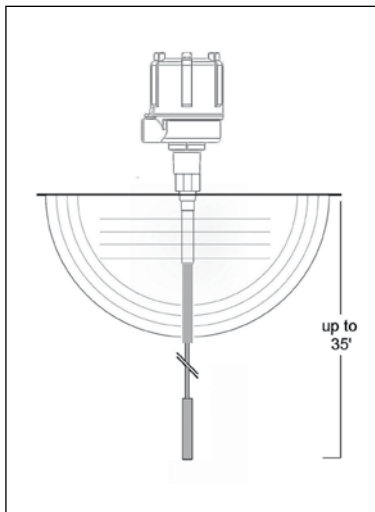
Probe Material: 316 stainless steel, 1/4" diameter cable with Delrin insulator

Lengths Available: 16 inches to 35 feet

Fitting Options: 3/4" NPT, 1-1/4" NPT, 1" food grade, 1 1/2"/3"/4" 150#, Raised face flanges

Power Pac Options: PROCAP I & II, PRO Remote, PRO Auto-Cal

Applications: Point level detection and process control for various solid, liquid and slurry applications when top mounting.



Unshielded Bare 316 SS Hanging Flexible Cable Extension

The flexible cable extension was designed for high, mid or low level detection when it is necessary to top mount. The flexible extension is also used in aggregates, coal or other lump materials that might damage a rigid probe. Maximum length of the cable and weighted probe end is 35 feet. The cable can be cut to length in the field.

Maximum Temp: 250°F (121°C), Standard probe, 500°F (260°C), High temp probe

Maximum Pressure: 50 psi (3.5 kg/cm²), 1-1/4" NPT, 500 psi (35 kg/cm²), 3/4" NPT

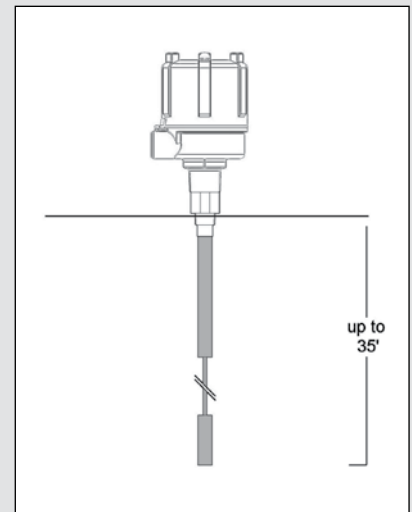
Probe Material: Standard probe, 316 stainless steel, 1/4" diameter cable with Delrin insulator, High temp probe, 316 stainless steel 1/4" diameter cable with Teflon insulator

Lengths Available: 16 inches to 35 feet

Fitting Options: 3/4" NPT, 1-1/4" NPT, 1" food grade, 1 1/2"/3"/4" 150#, Raised face flanges

Power Pac Options: PROCAP I & II, PRO Remote, PRO Auto-Cal

Applications: Point level detection and process control for various solid, liquid and slurry applications when top mounting.



Unshielded Delrin/Teflon Sleeved Probe

The unshielded fully insulated Delrin/Teflon sleeved probe was designed to be a lower cost, yet versatile probe. This all-purpose probe works reliably in bulk solids, powders, slurries, and liquids. It has a rugged, solid 5/8" diameter 316 SS probe.

Maximum Temp: Delrin sleeved, 250°F (121°C), Teflon sleeved 500°F (260°C)

Maximum Pressure: 50 psi (3.5 kg/cm²), 1-1/4" NPT, 500 psi (35 kg/cm²), 3/4" NPT

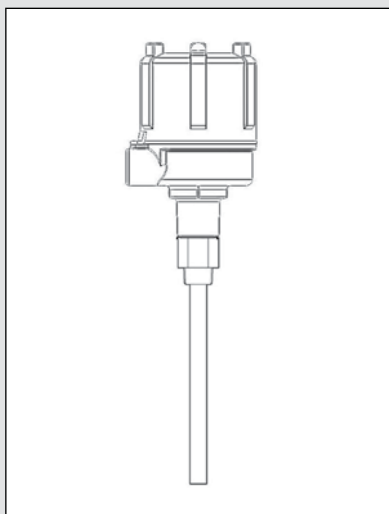
Probe Material: 5/8" diameter 316 SS, Delrin or Teflon sleeved

Lengths Available: 10.63", 18", 24", 30", 36", 48", and custom

Fitting Options: 3/4" NPT, 1-1/4" NPT, 1" food grade, 1"/2"/3"/4" 150#, Raised face flanges

Power Pac Options: PROCAP I & II, PROCAP IX & IIX, PRO Remote, PRO Auto-Cal

Applications: Point level detection and process control for solid, liquid and slurry materials. When working with powders and bulk solids, this probe works best if top mounted or side mounted in vessels with free-flowing material where excessive sidewall buildup is not present. Used in bins, tanks, chutes, and spouts.



Stubby Unshielded Delrin/Teflon Sleeved Probe

The stubby unshielded probe is designed for minimal insertion into pipes, small hoppers, and in vessels where excessive buildup is not present. Also designed for low level applications where minimal insertion is preferred due to restricted areas or excessive weight that could damage a longer probe.

Maximum Temp: Delrin sleeved, 250°F (121°C), Teflon sleeved 500°F (260°C)

Maximum Pressure: 50 psi (3.5 kg/cm²), 1-1/4" NPT, 500 psi (35 kg/cm²), 3/4" NPT

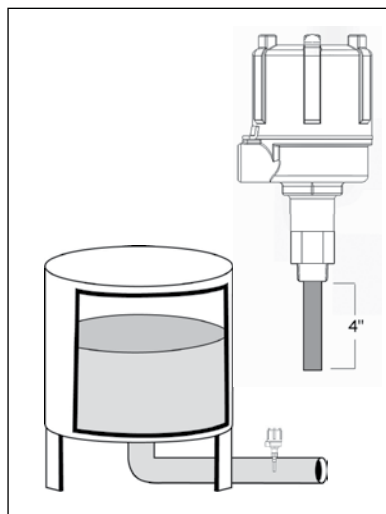
Probe Material: 5/8" diameter 316 SS, Delrin or Teflon sleeved

Lengths Available: 4"

Fitting Options: 3/4" NPT, 1-1/4" NPT, 1" food grade, 1"/2"/3"/4" 150#, Raised face flanges

Power Pac Options: PROCAP I & II, PRO Remote, PRO Auto-Cal

Applications: Designed for minimal insertion into pipes, small hoppers, vessels, or other restricted areas.



Unshielded Bare Stainless Steel Probe

An unshielded probe whose length can be modified in the field. It can be cut back to 3 inches or extended to 8 feet. The probe will work reliably in a variety of powders and dry bulk solid materials.

Maximum Temp: 250°F (121°C), Standard probe, 500°F (260°C), High temp probe

Maximum Pressure: 50 psi (3.5 kg/cm²), 1-1/4" NPT, 500 psi (35 kg/cm²), 3/4" NPT

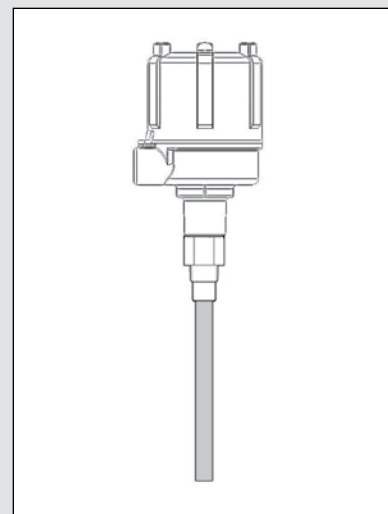
Probe Material: Standard probe, 5/8" diameter, 316 SS/bare with Delrin insulator, High temp probe, 5/8" diameter 316 SS/bare with Teflon insulator

Lengths Available: 3", 4", 6", 10.19", 18", 24", 30", 36", 48", 72", 96", and custom

Fitting Options: 3/4" NPT, 1-1/4" NPT, 1" food grade, 1"/2"/3"/4" 150#, Raised face flanges

Power Pac Options: PROCAP I & II, PRO Remote, PRO Auto-Cal

Applications: Point level detection and process control for powder and dry bulk solids. This probe works best when top mounted or side mounted in vessels with free-flowing dry material where excessive sidewall buildup is not present. Used in bins, tanks, chutes, and spouts.



Shielded Bare Stainless Steel/ Ceramic High Temperature Probe

The high temperature PRO Remote capacitance probe is a heavy duty probe designed for applications that exceed 500°F (260°C). A stainless steel probe with ceramic inserts protects the probe from heat; remote electronics can be located up to 20 feet from the probe.

Maximum Temp: 1000°F (538°C)

Maximum Pressure: 100 psi (3.5 kg/cm²)

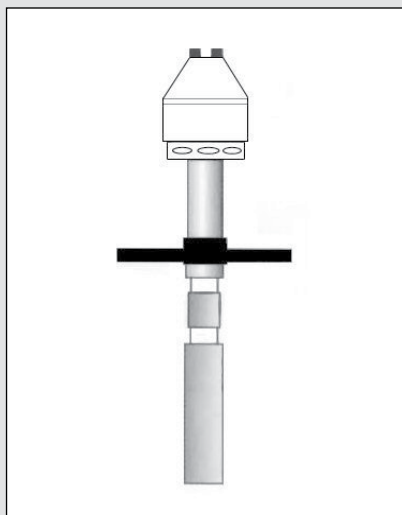
Probe Material: 1-1/8" diameter
316 SS with ceramic inserts

Lengths Available: 9" (230 mm)

Fitting Options: 1-1/4" NPT

Power Pac Options: Remote electronics only

Applications: Point level detection and process control for solid, liquid and slurry materials. Used in bins, tanks, chutes, and spouts.



FI Fitting

The PROCAP FI stainless steel fitting is used to extend the probe 3-5/8" beyond the vessel wall to get past excessive buildup or through a thick wall. It can also be used to lag the electronics away from a heat source or clear external insulation. The extended lag fitting works with bare and Delrin sleeved probes.

Maximum Temp: Delrin sleeved/Bare, 250°F (121°C)

Maximum Pressure: 50 psi (3.5 kg/cm²),
1-1/4" NPT, 500 psi (35 kg/cm²), 3/4" NPT

Fitting Material: 316 SS

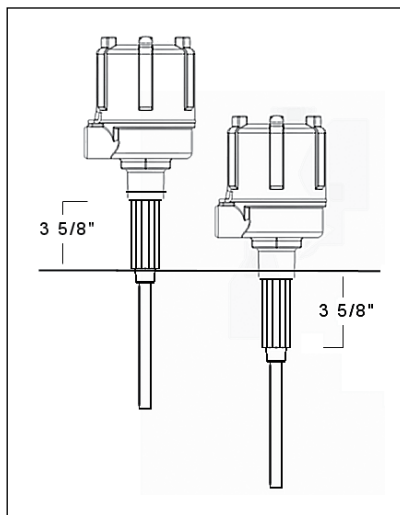
Lengths Available: 3-5/8"

Fitting Options: 3/4" NPT to lag out,
1-1/4" NPT to lag in

Probe Options: All Delrin sleeved,
bare, and flexible probes

Power Pac Options: PROCAP I & II,
PRO Remote, PRO Auto-Cal

Applications: Point level detection and process control for solid, liquid and slurry materials. Used in bins, tanks, chutes, and spouts.



Stainless Steel or Galvanized Lag

The lagged probe fitting is used to extend the probe up to 2 feet through thick vessel walls or double-walled hoppers and bins. It can be used to lag the electronics away from a heat source or to clear external insulation. Available in stainless steel or galvanized pipe.

Maximum Temp: Delrin sleeved, 250°F (121°C), Teflon sleeved, 500°F (260°C)

Maximum Pressure: 50 psi (3.5 kg/cm²),
1-1/4" NPT, 500 psi (35 kg/cm²), 3/4" NPT

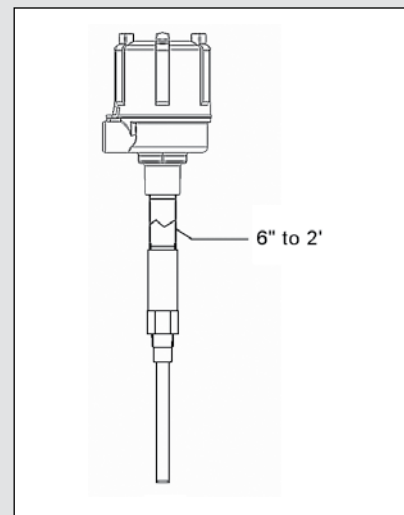
Lengths Available: 6" to 24"

Fitting Options: 3/4" NPT to lag out,
1-1/4" NPT to lag in

Probe Options: All Delrin sleeved,
bare, and flexible probes

Power Pac Options: PROCAP I & II,
PRO Remote, PRO Auto-Cal

Applications: Point level detection and process control for solid, liquid and slurry materials. Used in bins, tanks, chutes, and spouts.



PC-0719-BLC