



# Hydrometers, Cases & Jars



1.888.610.7664

 [www.calcert.com](http://www.calcert.com)

[sales@calcert.com](mailto:sales@calcert.com)



**VEE GEE Hydrometers are manufactured to exacting standards. Each instrument is individually tested and inspected to insure the highest level of dependability, accuracy, and uniformity. Scales include: API, Alcohol, Battery, Baume, Brix, Calcium Chloride, Liquid Petroleum Gas, Plato, Specific Gravity, Sodium Chloride & Soil Analysis.**

## Hydrometers Explained . . .

The hydrometer is an instrument which is constructed on the Archimedes principle that a solid body displaces its own weight of the liquid in which it floats. Hydrometers can be divided into two general classes; namely for liquids heavier than water and for liquids lighter than water. The base hydrometer scale is Specific Gravity, in which distilled water equals 1.000 as the initial point. Liquids lighter than water are scaled below 1.000 specific gravity and liquids heavier than water are scaled above 1.000 specific gravity.

Many other scales are commonly used, such as API, Brix, Baume, Plato, etc. All of which are convertible into specific gravity by formula.

Hydrometers are usually calibrated at 60°F/60°F. To determine the density of a liquid, the liquid should be at 60°F. If the temperature varies, the liquid will either contract or expand, depending upon the temperature. Therefore, the density fluctuates with the temperature. Where there is a variation from the standard 60°F, corrections must be applied to the hydrometer reading. To assure proper corrections, a separate accurate thermometer should be used, or a hydrometer in combination with a thermometer, which is sometimes referred to as a "thermohydrometer."

The correct method of reading a hydrometer follows:

**A.** Observe a point below the plane of the liquid surface. The surface should appear as an ellipse (Fig. 1).

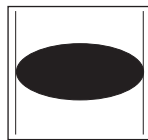


Fig. 1

**B.** The line of vision is raised until the surface, seen first as an ellipse, becomes a straight line (Fig. 2).

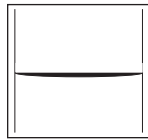


Fig. 2

**C.** The point at which this line cuts the hydrometer scale is the reading of the instrument (Fig. 3).

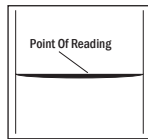


Fig. 3

If the liquid is not sufficiently clear for readings to be made in this manner, read from above the surface and estimate as accurately as possible the point to which the liquid rises on the hydrometer stem. Since hydrometers are calibrated to give correct indications when read at the principal surface of the liquid, correct the reading just taken at the upper edge of the meniscus by an amount equal to this height above the principal surface of the liquid. The amount of correction can be determined with the sufficient accuracy for most purposes by taking a few readings on the upper and lower meniscus in a clear liquid of the same character as that being tested and noting the differences.



## VEE GEE API Scale

The API Scale was selected in 1921 by the American Petroleum Institute (API), the U.S. Bureau of Mines, and the National Institute of Standards and Technology (NIST) as the standard hydrometer scale for petroleum products. The API Scale is based on the following formula:

$$^{\circ}\text{API @ } 60^{\circ}\text{F} = \left( \frac{141.5}{\text{Specific Gravity @ } \frac{60^{\circ}\text{F}}{60^{\circ}\text{F}}} \right) - 131.5$$

The thermometer scale for VEE GEE Hydrometers (w/ Thermometers) is located in the body. General Specifications for VEE GEE ASTM Hydrometers: Manufactured in strict accordance to specifications of ASTM (American Society for Testing and Materials) for accuracy and design. All instruments are suitable for certification for use as a primary reference standard with NIST traceability.

### API, ASTM

Cat. No.	ASTM No.	API Range	Subdivision	Length (mm)
6721H	21H	0 to 6°	0.1°	165
6722H	22H	5 to 11°	0.1°	165
6723H	23H	10 to 16°	0.1°	165
6724H	24H	15 to 21°	0.1°	165
6725H	25H	20 to 26°	0.1°	165
6726H	26H	25 to 31°	0.1°	165
6727H	27H	30 to 36°	0.1°	165
6728H	28H	35 to 41°	0.1°	165
6729H	29H	40 to 46°	0.1°	165
6730H	30H	45 to 51°	0.1°	165
6731H	31H	50 to 56°	0.1°	165
6732H	32H	55 to 61°	0.1°	165
6733H	33H	60 to 66°	0.1°	165
6734H	34H	65 to 71°	0.1°	165
6735H	35H	70 to 76°	0.1°	165
6736H	36H	75 to 81°	0.1°	165
6737H	37H	80 to 86°	0.1°	165
6738H	38H	85 to 91°	0.1°	165
6739H	39H	90 to 96°	0.1°	165



6722H

### API, ASTM, w/ Thermometer (SafetyBLUE)

Thermometer Scale: 0 to +150°F (Subdivision: 2°F)

Cat. No.	ASTM No.	API Range	Subdivision	Length (mm)
6751HTS	51H	-1 to 11°	0.1°	380
6752HTS	52H	9 to 21°	0.1°	380
6753HTS	53H	19 to 31°	0.1°	380
6754HTS	54H	29 to 41°	0.1°	380
6755HTS	55H	39 to 51°	0.1°	380
6757HTS	57H	59 to 71°	0.1°	380



6756HTS

### API, w/ Thermometer (SafetyBLUE)

Thermometer Scale: +10 to +130°F (Subdivision: 2°F)

Cat. No.	API Range	Subdivision	Length (mm)
6608-2TS	9 TO 21°	0.2°	195
6608-3TS	19 TO 31°	0.2°	195
6608-4TS	29 TO 41°	0.2°	195
6608-5TS	39 TO 51°	0.2°	195
6608-6TS	49 TO 61°	0.2°	195
6608-7TS	59 TO 71°	0.2°	195
6608-11TS	10 TO 45°	1.0°	195
6608-12TS	45 TO 90°	1.0°	195



6608-2TS



# VEE GEE Brix Scale

VEE GEE Brix Hydrometers are calibrated to show the percentage of sucrose by weight at 20°C. The Brix Scale is based on the following: 1° Brix = 1% sucrose by weight at specified temperature (20°C). The data of the National Bureau of Standards are used.

The thermometer scale for VEE GEE Hydrometers (w/ Thermometers) is located in the body. The thermometers have a range of 0 to +50°C or +30 to 150°F with 1° subdivisions. A correction scale for conversion of readings to 20°C or 68°F is printed opposite the temperature scale.

## Brix



Cat. No.	Brix Range	Subdivision	Approx. Length (mm)
6601-1	0 to 12°	0.1°	330
6601-2	9 to 21°	0.1°	330
6601-3	19 to 31°	0.1°	330
6601-4	29 to 41°	0.1°	330
6601-5	39 to 51°	0.1°	330
6601-6	49 to 61°	0.1°	330
6601-7	59 to 71°	0.1°	330
6601-8	69 to 81°	0.1°	330
6601-9	79 to 91°	0.1°	330
6601-10	0 to 35°	0.5°	330
6601-11	35 to 70°	0.5°	330
6601-12	0 to 70°	1.0°	330
6601-13	-5 to 5°	0.1°	330
6601-14	5 to 15°	0.1°	330
6601-15	15 to 25°	0.1°	330



6601-15

## Brix, w/ Thermometer (Safety-BLUE) (°C)

Thermometer Scale: 0 to +50°C (Subdivision: 1°C)



Cat. No.	Brix Range	Subdivision	Length (mm)
6601TS-1	0 to 12°	0.1°	370
6601TS-2	9 to 21°	0.1°	370
6601TS-3	19 to 31°	0.1°	370
6601TS-4	29 to 41°	0.1°	370
6601TS-5	39 to 51°	0.1°	370
6601TS-6	49 to 61°	0.1°	370
6601TS-7	59 to 71°	0.1°	370
6601TS-8	69 to 81°	0.1°	370
6601TS-9	79 to 91°	0.1°	370
6601TS-10	0 to 35°	0.5°	370
6601TS-11	35 to 70°	0.5°	370
6601TS-12	0 to 70°	1.0°	370
6601TS-13	-5 to 5°	0.1°	370
6601TS-14	5 to 15°	0.1°	370
6601TS-15	15 to 25°	0.1°	370



6601TS-2

## Brix, w/ Thermometer (SafetyBLUE) (°F)

Thermometer Scale: +30 to +130°F (Subdivision: 1°F)



Cat. No.	Brix Range	Subdivision	Length (mm)
6601TS-1F	0 to 12°	0.1°	370
6601TS-2F	9 to 21°	0.1°	370
6601TS-3F	19 to 31°	0.1°	370
6601TS-10F	0 to 35°	0.5°	370
6601TS-13F	-5 to 5°	0.1°	370



6601TS-1F

# VEE GEE Plato Scale

## Plato, w/ Thermometer (SafetyBLUE)

Thermometer Scale (6614TS-5 / 6614TS-6 / 6614TS-7): 0 to +50°C (Subdivision: 1°C)

Thermometer Scale (6614TS-8): +30 to +120°F (Subdivision: 1°F)



Cat. No.	Plato Range	Subdivision	Approx. Length (mm)
6614TS-5	0 to 8.5°	0.1°	360
6614TS-6	7.5 to 16°	0.1°	360
6614TS-7	15.5 to 24°	0.1°	360
6614TS-8	0 to 32°	0.5°	380



6614TS-5

# VEE GEE Specific Gravity Scale

Specific Gravity, also known as relative density, is the ratio of the mass of a solid or liquid to the mass of an equal volume of distilled water. The standard temperature of calibration in the U.S. is 60°F/60°F. All VEE GEE Specific Gravity Hydrometers listed are calibrated at 60°F/60°F.

$$\text{Specific Gravity} = \frac{\text{Mass of X @ 60°F}}{\text{Mass of Distilled Water @ 60°F}}$$

The thermometer scale for VEE GEE Hydrometers (w/ Thermometers) is located in the body. General Specifications for VEE GEE ASTM Hydrometers: Manufactured in strict accordance to specifications of ASTM (American Society for Testing and Materials) for accuracy and design. All instruments are suitable for certification for use as a primary reference standard with NIST traceability.

## Specific Gravity

Thermometer Scale: 20 to +150°F



Cat. No.	Specific Gravity Range	Subdivision	Approx. Length (mm)
6602-0	0.600 to 0.670	0.0005	330
6602-1	0.640 to 0.710	0.0005	330
6602-2	0.700 to 0.770	0.0005	330
6602-3	0.760 to 0.830	0.0005	330
6602-4	0.820 to 0.890	0.0005	330
6602-5	0.880 to 0.950	0.0005	330
6602-6	0.940 to 1.010	0.0005	330
6602-7	1.000 to 1.070	0.0005	330
6602-8	1.060 to 1.130	0.0005	330
6602-9	1.120 to 1.190	0.0005	330
6602-10	1.180 to 1.250	0.0005	330
6602-11	1.240 to 1.310	0.0005	330
6602-12	1.300 to 1.370	0.0005	330
6602-13	1.360 to 1.430	0.0005	330
6602-14	1.420 to 1.490	0.0005	330
6602-15	1.480 to 1.550	0.0005	330
6602-16	1.540 to 1.610	0.0005	330
6602-17	1.600 to 1.670	0.0005	330
6602-18	1.660 to 1.730	0.0005	330
6602-19	1.720 to 1.790	0.0005	330
6602-20	1.780 to 1.850	0.0005	330
6602-21	1.840 to 1.920	0.0005	330
6602-4S	0.820 to 0.890	0.001	165
6602-5S	0.880 to 0.950	0.001	165
6602-6S	0.940 to 1.010	0.001	165
6602-7S	1.000 to 1.070	0.001	165
6602-8S	1.060 to 1.130	0.001	165
6602-9S	1.120 to 1.190	0.001	165
6602-10S	1.180 to 1.250	0.001	165
6602TS-7	1.000 to 1.070	0.001	165
6602TS-8	1.060 to 1.130	0.001	385



6602-7



6602TS

Thermometer Scale: 20 to +150°F

## Specific Gravity



Cat. No.	Specific Gravity Range	Subdivision	Approx. Length (mm)
6603-1	1.000 to 1.220	0.002	305
6603TS-1	1.000-1.220/Therm 0°F-150°F	0.002	305
6603-2	1.200 to 1.420	0.002	305
6603-3	1.400 to 1.620	0.002	305
6603-4	1.600 to 1.820	0.002	305
6603-5	1.800 to 2.020	0.002	305
6603-6	1.000 to 1.600	0.005	305
6603-7	1.000 to 2.000	0.01	305
6603-8	2.000 to 3.000	0.01	305
6603-9	3.000 to 4.000	0.01	305
6603-10	0.700 to 0.810	0.001	305
6603-11	0.800 to 0.910	0.001	305
6603-12	0.900 to 1.010	0.001	305
6603-13	0.700 to 1.000	0.005	305



6603-1

## Specific Gravity & Baume, Dual Scale



Cat. No.	Specific Gravity Range	Baume Range	Subdivision	Approx. Length (mm)
6603DS-1	1.000 to 1.220	0 to 26° Heavy	0.002 / 0.2°	305
6603DS-1S	1.000 to 1.225	0 to 26° Heavy	0.005	165
6603DS-2	1.200 to 1.420	25 to 42° Heavy	0.002 / 0.2°	305
6603DS-2S	1.200 to 1.425	42 to 55° Heavy	0.005	165
6603DS-3	1.400 to 1.620	24 to 43° Heavy	0.002 / 0.2°	305
6603DS-4	1.600 to 1.820	54 to 65° Heavy	0.002 / 0.2°	305
6603DS-5	1.800 to 2.020	64 to 72° Heavy	0.002 / 0.2°	305
6603DS-6	1.000 to 1.600	0 to 45° Heavy	0.005 / 0.5°	305
6603DS-6S	1.000 to 1.4	0 to 41° Heavy	0.01	165
6603DS-7	1.000 to 2.000	0 to 72° Heavy	0.010 / 1.0°	305
6603DS-13	0.700 to 1.000	10 to 100° Light	0.005 / 1.0°	305



# VEE GEE Specific Gravity (Cont.)

## Specific Gravity

60°F

Cat. No.	Specific Gravity Range	Subdivision	Approx. Length (mm)
6604-1	1.000 to 1.250	0.005	165
6604-2	1.200 to 1.450	0.005	165
6604-3	1.400 to 1.650	0.005	165
6604-4	1.600 to 1.850	0.005	165
6604-5	1.800 to 2.050	0.005	165



6604-1

## Specific Gravity, Dual Scale

60°F

Cat. No.	Specific Gravity / Baume Range	Subdivision	Approx. Length (mm)
6604DS-04	0.70 to 1.00/70 to 10	0.01	165



6604DS-04

## Specific Gravity, ASTM

60°F

Cat. No.	ASTM No.	Specific Gravity Range	Subdivision	Approx. Length (mm)
6782H	82H	0.650 to 0.700	0.0005	330
6783H	83H	0.700 to 0.750	0.0005	330
6784H	84H	0.750 to 0.800	0.0005	330
6785H	85H	0.800 to 0.850	0.0005	330
6786H	86H	0.850 to 0.900	0.0005	330
6787H	87H	0.900 to 0.950	0.0005	330
6788H	88H	0.950 to 1.000	0.0005	330
6789H	89H	1.000 to 1.050	0.0005	330
6790H	90H	1.050 to 1.100	0.0005	330

Cat. No.	ASTM No.	Specific Gravity Range	Subdivision	Approx. Length (mm)
67111H	111H	1.000 to 1.050	0.0005	330
67112H	112H	1.050 to 1.100	0.0005	330
67113H	113H	1.100 to 1.150	0.0005	330
67114H	114H	1.150 to 1.200	0.0005	330
67115H	115H	1.200 to 1.250	0.0005	330
67116H	116H	1.250 to 1.300	0.0005	330
67117H	117H	1.300 to 1.350	0.0005	330
67118H	118H	1.350 to 1.400	0.0005	330
67119H	119H	1.400 to 1.450	0.0005	330
67120H	120H	1.450 to 1.500	0.0005	330

Cat. No.	ASTM No.	Specific Gravity Range	Subdivision	Approx. Length (mm)
67125H	125H	1.000 to 1.050	0.001	260
67126H	126H	1.050 to 1.100	0.001	260
67127H	127H	1.100 to 1.150	0.001	260
67128H	128H	1.150 to 1.200	0.001	260
67129H	129H	1.200 to 1.250	0.001	260
67130H	130H	1.250 to 1.300	0.001	260
67131H	131H	1.300 to 1.350	0.001	260
67132H	132H	1.350 to 1.400	0.001	260
67133H	133H	1.400 to 1.450	0.001	260
67134H	134H	1.450 to 1.500	0.001	260
67135H	135H	1.500 to 1.550	0.001	260
67136H	136H	1.550 to 1.600	0.001	260
67137H	137H	1.600 to 1.650	0.001	260
67138H	138H	1.650 to 1.700	0.001	260
67139H	139H	1.700 to 1.750	0.001	260
67140H	140H	1.750 to 1.800	0.001	260
67141H	141H	1.800 to 1.850	0.001	260



6782H

## Specific Gravity/Baume, Universal

60°F

Cat. No.	Specific Gravity/ Baume Range	Subdivision SG/ Baume	Subdivision SG	Approx. Length (mm)
6605-1	0.700 to 2.000 Heavy 0 to 72/Light 70 to 10	(0.700 to 1.000) 0.005 Baume 1.0	(1.000 to 2.000) 0.01	380



6605-1

## Liquid Petroleum Gas, Specific Gravity, w/ Thermometer (SafetyBLUE)

Thermometer Scale: +30 to +90°F (Subdivision: 1°F)

60°F

Cat. No.	Specific Gravity Range	Subdivision	Length (mm)
67101HTS	0.500 to 0.650	0.001	380



67101HTS

## Specific Gravity Battery Syphon Set & Replacement Parts

Hydrometer w/ Thermometer, Glass Syphon tube w/ rubber bulb, nozzle and clamp.

Rubber made of Buna Nitrile, which is chemically inert with long life.

Thermometer Range +30 to +120°F, Comes in a Heavy Duty Storage Box.

77°F

Cat. No.	Description	Specific Gravity Range	Subdivision	Approx. Length (mm)
6605-5	Hydrometer & Syphon Set	1.150 to 1.300	0.002	180 mm
6605-5H	Hydrometer Only	1.150 to 1.300	0.002	220 mm
6605-0SY	Glass Syphon, Rubber Parts	N/A	N/A	180 mm



6605-5  
Battery Syphon Set w/  
Storage Box



# VEE GEE Additional Scales

## Alcohol, Tralle & Proof Scales

60°F

Cat. No.	Tralle Range	Proof Range	Subdivision	Tolerance	Approx. Length (mm)
6612-1	0 to 100%	0 to 200%	1.0% / 2.0%	±1.0% / ±2.0%	305



**6612-1 Alc. Tralle & Proof**

## Alcohol, Tralle & Proof Scales, w/ Thermometer (SafetyBLUE)

Thermometer Scale: -10 to +100°F (Subdivision: 1°F)

60°F

Cat. No.	Tralle Range	Proof Range	Subdivision	Tolerance	Approx. Length (mm)
6612-2TS	0 to 100%	0 to 200%	1.0% / 2.0%	±1.0% / ±2.0%	355



**6612-2TS**

## Alcohol, Proof Scale, Internal Revenue Specifications

60°F

Cat. No.	Proof Range	I.R. Size	Subdivision	Tolerance	Approx. Length (mm)
6613-B	80 to 120%	B	0.5%	±0.5%	230
6613-F	0 to 20%	F	0.2%	±0.3%	305
6613-G	20 to 40%	G	0.2%	±0.4%	305
6613-H	40 to 60%	H	0.2%	±0.4%	305
6613-I	60 to 80%	I	0.2%	±0.3%	305
6613-K	75 to 95%	K	0.2%	±0.3%	305
6613-L	90 to 110%	L	0.2%	±0.3%	305
6613-M	105 to 125%	M	0.2%	±0.3%	305
6613-N	125 to 145%	N	0.2%	±0.3%	305
6613-P	145 to 165%	P	0.2%	±0.3%	305
6613-Q	165 to 185%	Q	0.2%	±0.2%	305
6613-R	185 to 206%	R	0.2%	±0.2%	305



**6613-F**

## Alcohol, Proof Scale, IRS Specifications with Certification

Comes with a Laminated Certificate (NIST, Three Point) and a Protective Case.

60°F

Cat. No.	Proof Range	I.R. Size	Subdivision	Tolerance	Approx. Length (mm)
6613-B-C	80 to 120%	B	0.5%	±0.5%	230
6613-F-C	0 to 20%	F	0.2%	±0.3%	305
6613-G-C	20 to 40%	G	0.2%	±0.4%	305
6613-H-C	40 to 60%	H	0.2%	±0.4%	305
6613-I-C	60 to 80%	I	0.2%	±0.3%	305
6613-K-C	75 to 95%	K	0.2%	±0.3%	305
6613-L-C	90 to 110%	L	0.2%	±0.3%	305
6613-M-C	105 to 125%	M	0.2%	±0.3%	305
6613-N-C	125 to 145%	N	0.2%	±0.3%	305
6613-P-C	145 to 165%	P	0.2%	±0.3%	305
6613-Q-C	165 to 185%	Q	0.2%	±0.2%	305
6613-R-C	185 to 206%	R	0.2%	±0.2%	305



## Baume (Heavy)

60°F

Cat. No.	Baume Range	Subdivision	Approx. Length (mm)
6609-1	0 to 12°	0.1°	305
6609-2	9 to 21°	0.1°	305
6609-3	19 to 31°	0.1°	305
6609-4	29 to 41°	0.1°	305
6609-5	39 to 51°	0.1°	305
6609-6	49 to 61°	0.1°	305
6609-7	59 to 71°	0.1°	305
6609-8	0 to 15°	0.1°	305
6609-9	0 to 25°	0.2°	305
6609-10	0 to 35°	0.5°	305
6609-11	0 to 50°	0.5°	305
6609-12	35 to 70°	0.5°	305
6609-13	0 to 50°	1.0°	305
6609-14	0 to 70°	1.0°	305
6609-15	0 to 90°	1.0°	305



**6609-1**

## Calcium Chloride (CaCl<sub>2</sub>), Specific Gravity, Freezing Points

60°F

Cat. No.	CaCl <sub>2</sub> Range	Subdivision	Approx. Length (mm)
6611-3	1.000 to 1.280 (S.G.)	0.002	305
	+30 to -40°F (F.P.)	5°	



**6611-3**

## Sodium Chloride (NaCl), % Saturation

60°F

Cat. No.	NaCl Range	Subdivision	Approx. Length (mm)
6611-1	0 to 100%	1.0%	305



**6611-1**

## Sodium Chloride (NaCl), % By Weight

60°F

Cat. No.	NaCl Range	Subdivision	Approx. Length (mm)
6611-2	0 to 26.5%	0.5%	305



**6611-2**

## Specific Gravity, Soil Analysis, ASTM

68°F

Cat. No.	ASTM No.	Specific Gravity Range	Subdivision	Approx. Length (mm)
67151H	151H	0.995 to 1.038	0.001	280

Cat. No.	ASTM No.	Soil Colloid Range	Subdivision	Approx. Length (mm)
67152H	152H	-5 to 60g	1.0	280



**67151H**



**67152H**



# Hydrometer Cases and Jars

## Hydrometer Cases

VEE GEE®, w/ Cap & Internal Padding



Cat. No.	Description	Length (mm / in)
66CS-8	Case/PVC	216 / 8.5
66CS-8F	Case/PVC (Short)	165 / 6.5
66CS-13	Case/PVC	343 / 13.5
66CS-13J	Case/PVC (Wide Body)	343 / 13.5
66CS-16	Case/PVC	420 / 16.5

## Hydrometer Jars

Made from Borosilicate Tubing



Cat. No.	Description
21000-250	250ML Hydrometer Jar
21000-500	500ML Hydrometer Jar
21000-1000	1000 ML Hydrometer Jar
21000-1000L	1000 ML Hydrometer Jar with Graduation Mark

Hydrometer Jar with 1000mL Graduation Mark for Testing to ASTM Standards. Commonly used in Soil Testing.

Case	Internal Dimension
66CS-8	210mm max
66CS-8F	175mm (6604,672xH, 673xH & 165mm)
66CS-13	340mm max
66CS-13J	340mm max (67151H, 67152H, 6613-Series)
66CS-16	390mm max

Jar	Jar Capacity	Max. Hydrometer Length
21000-250	250mL	215mm max
21000-500	500mL	330mm max
21000-1000	1L	385mm max

Hydrometer Series	Description	Approx. Length (mm)	Uses Case	Uses (Jar)
6601-Series	Brix	330	66CS-13	500mL
6601T-Series	Brix w/Thermometer	370	66CS-16	1L
6601TS-Series	Brix w/SafetyBlue Thermometer	370	66CS-16	1L
6602, 6603-Series	Specific Gravity	305	66CS-13	500mL
6603DS-Series	Specific Gravity & Baume	305	66CS-13	500mL
6604-Series	Specific Gravity	165	66CS-8F	250mL
6605-1	Specific Gravity & Baume: Universal	380	66CS-16	1L
6608-Series	API	195	66CS-8	250mL
6609-Series	Baume: Heavy	305	66CS-13	500mL
6611-Series	CaCl <sub>2</sub> or NaCl	305	66CS-13	500mL
6612-1	Alcohol: Tralle & Proof	305	66CS-13	500mL
6612-2TS	Alcohol: Tralle & Proof w SafetyBlue Thermometer	355	66CS-16	1L
6613-Series	Alcohol: Proof, IRS	230-305	66CS-13J	500mL
6614TS-Series	Plato w SafetyBlue Thermometer	360-380	66CS-16	1L
672xH, 673xH-Series	API:ASTM	165	66CS-8F	250mL
675xHTS-Series	API:ASTM w/SafetyBlue Thermometer	380	66CS-16	1L
6782H-67141H-Series	Specific Gravity: ASTM	360-330	66CS-13	500mL
67101HTS	LPG w/SafetyBlue Thermometer	365	66CS-16	500mL
6715xH	Specific Gravity or Soil Colloids: ASTM	280	66CS-13J	500mL

## Hydrometer Certification, NIST, 3-Point

States Corrections To The Readings That Are Traceable to NIST

Cat. No.	Description
6600	NIST Certification, 3-Point Includes Case



No. VGBRC101817  
Printed in the USA