

4626-L Pull 'N' Shrink Tubing

For use with cable size:

Drop Wire

O.D. limits for aerial applications:

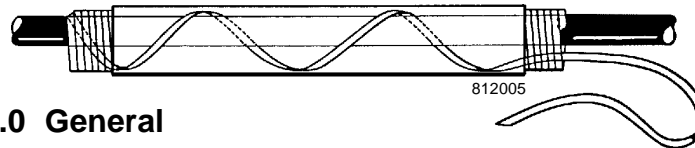
Min. 0.27" (6.9 mm)

Max. 0.60" (15.2 mm)

3M, Austin, TX 78726-9000

Made in U.S.A.

Each **1**



1.0 General

3M Brand Pull 'N' Shrink Tubing provides mechanical and environmental protection of coaxial cable connectors used in aerial, buried or underground plant. Two versions of the tubing are available. The long (L) versions are designed for splice connector protection on jacketed or armoured cable. The short (S) versions are designed for use with splice connections to taps, amplifiers and splitters.

Pull 'N' Shrink Tubing will seal connections to unjacketed cable by building sealing collars of Scotch™ 88T Vinyl Tape to the minimum O.D. required.

2.0 Installation Procedure

- 2.01 Select proper size of Pull 'N' Shrink Tubing based on cable size and application.
- 2.02 Inspect spiral core to determine which end is cut and welded. The core "tail" must be pulled FROM the CUT and WELDED end.
- 2.03 Place tubing over cable and slide out of way. Make sure tubing is oriented properly to allow extraction of the tail as described in 2.02 above.
- 2.04 Prepare cable and install connector per standard procedure. If cable jacket has longitudinal scratches, scuff jacket circumferentially to provide an adequate sealing to surface.

Note: Remove as little armour or cable jacket as possible to permit maximum tubing overlap. A 1" (25 mm) minimum overlap is required for adequate sealing. Outer sheath should not be removed more than 3/4" (19 mm) from end of connector.

- 2.05 Position tubing per Figure 1 or Figure 2.

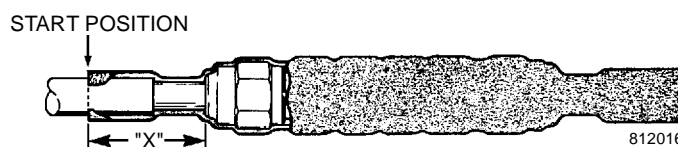


Figure 1 - Splice Connectors

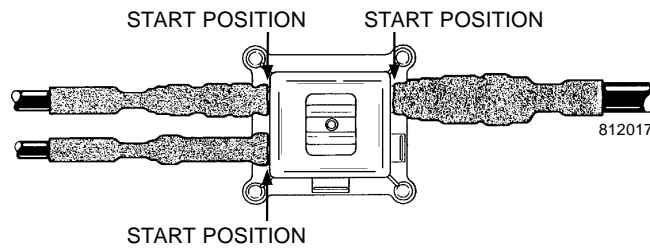


Figure 2 - Taps, Amplifiers, Splitters

Table I	
Product No.	Dimension "X"
4631-L	4" (102 mm)
4630-L	4" (102 mm)
4629-L	4" (102 mm)
4628-L	4" (102 mm)
4627-L	3 1/2" (89 mm)
4626-L	1 3/4" (44 mm)

- 2.06 Hold tubing in correct starting position with one hand and carefully UNWIND CORE in a COUNTERCLOCKWISE DIRECTION with the other. Hold tubing in position until it has shrunk firmly onto the cable.

Note: *When working at cold temperatures, (below 35 F (2 C)) 3M brand Pull 'N' Shrink Tubing will shrink slowly. Warm with hands to speed shrinking. Wait 5 minutes before placing cable and connector in water filled trenches.*

- 2.07 Unwind remainder of core with both hands and dispose of core material.

3.0 Tubing Removal

- 3.01 Score length of tubing and peel away.

Note: *Scuff sheath if jacket or armour is scored during tubing removal.*

Table II - Size Information			
Product No.	For Use with Cable ¹	Minimum O.D. Recommended	Maximum O.D. Recommended
4631-L (or) S	1.00" (25 mm)	0.88" (22 mm)	1.80" (46 mm)
4630-L (or) S	0.750" - 0.875" (19 - 22 mm)	0.71" (18 mm)	1.50" (38 mm)
4629-L (or) S	0.625" (16 mm)	0.69" ² (18 mm)	1.50" (38 mm)
4628-L (or) S	0.500" (13 mm)	0.58" ² (15 mm)	1.23" (31 mm)
4627-L (or) S	0.412" (11 mm)	0.50" ² (13 mm)	1.12" (28 mm)
4626-L (or) S	Drop Wire	0.27" ² (7 mm)	0.60" (15 mm)

¹ Value denotes outer conductor O.D. without cable jacket per standard CATV nomenclature.

² For adequate sealing to unjacketed (and RG-59) cable, a sealing collar of 88T vinyl tape should be installed. Build the sealing collar so that its O.D. is at least the minimum O.D. specified for the Pull 'N' Shrink Tubing used.

Important Notice - Before utilizing the product the user should determine the suitability of the product for its intended use. The user assumes all risks and liability in connection with such use. 3M'S WRITTEN WARRANTY FOR THE PRODUCT IS MADE IN LIEU OF ALL OTHER WARRANTIES, EXPRESSED OR IMPLIED, INCLUDING BUT NOT LIMITED TO THE IMPLIED WARRANTIES OF MERCHANTABILITY AND FITNESS FOR A PARTICULAR PURPOSE. The user's exclusive remedy for breach of 3M's written warranty shall be the repair or replacement of such quantity of product which is proven to be defective. In no case shall 3M be liable for any special, incidental, or consequential damages based upon breach of warranty, breach of contract, negligence, strict liability or any other legal theory.