

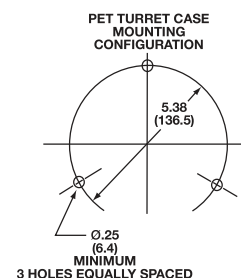
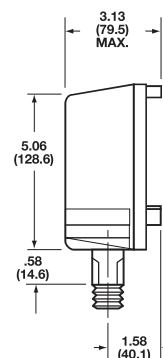
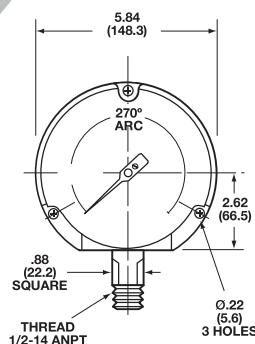


## Solid Front Process Gauges

# 450L-452 / 450D-452

### Applications:

450 Series liquid fillable gauges has solid front phenolic case with excellent resistance to chemical, weather and corrosion attack. It is designed to comply with the safety requirements of EN 837-1 and ASME B40.1



### Specification:

DIAL SIZE: 4-1/2"

CASE AND RING:

For Stem or Wall Mounting:

PET TURRET CASE (black) with glass-filled polypropylene threaded ring and pressure-relieving back.

WINDOW: High temperature acrylic, other options available.

POINTER: Anodized aluminum, micro-adjustable with black finish.

DIAL: Aluminum with baked white background and black markings

MOVEMENT: Geared movement with components of corrosion-resistant 300 series stainless steel.

BOURDON TUBE: 316L stainless steel/TIG welded

CONNECTION: 316L stainless steel, 1/2-14 ANPT standard

ACCURACY:  $\pm 0.5\%$  of span (Grade 2A), except where stainless steel bourdon tubes are used in following ranges:  
Type 316L from 10,000 to 11,600 psi; accuracy is  $\pm 0.5\%$  on ascending pressure and  $\pm 1.0\%$  on descending pressure

LIQUID FILLING: All Dry gauges are hermetically sealed with already installed Liquid Fill kit; all Dry gauges can be liquid filled while in service.

How to order: Model/Pressure Range