



RANGER® 4000

Compact Bench Scales



Durable Compact Scales for the Toughest Industrial Weighing Environments

The multipurpose Ranger 4000 is the right tool for industrial weighing applications in which value is important but quality, durability, and functionality cannot be compromised. Portable with die-cast metal housing and a rechargeable battery, this scale is equipped with seven application modes that can provide results for many industrial weighing and measurement needs.

Standard Features Include:

- **Full Metal Housing Offers Strength and Protection and Maximizes Product Life** — Sturdy metal housing and slip-resistant rubber feet provide the protection, stability and long product life needed for tough industrial weighing.
- **A Bright White LED Display Makes the Scale Usable Even in Dim Conditions** — The most user-friendly scale on the market features Smart Text™ for easy operation and setup to ensure efficiency in the workplace.
- **User-Friendly Software Makes Ranger 4000 Very Easy to Operate** — With the largest display in its class, checkweighing LED indicators and backlit LCD display, the Ranger 4000 can function in almost any industrial environment.
- **Extremely Fast One Second Stabilization Time Increases Efficiency** — With a stabilization time of just one second, Ranger 4000 works efficiently to enhance productivity levels.

RANGER® 4000 *Compact Bench Scale*

Metal Housing Ensures Protection

With die-cast sealed metal housing and slip-resistant rubber feet, Ranger 4000 was built to maximize product life and withstand heavy duty use to ensure accurate operation in industrial environments.

White LED Display Illuminates Results

Ranger 4000's bright white 1.5" LED display is 57% larger than displays on other scales in its class. Coupled with checkweighing LEDs and audible indicators, Ranger 4000 was built to stand up to the challenges often faced in industrial weighing.

Intuitive Software Supports Simple Navigation


Powered by SmarText™ software, Ranger 4000's simple navigation works in tandem with the scale's dedicated keys to create a user experience that requires minimal effort.

Rapid Stabilization

Ranger 4000 produces accurate results within one second. The rapid stabilization virtually eliminates your wait time and allows you to move at a pace determined by you and not your weighing equipment. Work efficiently and with confidence to ensure accurate results. Maximize your throughput without sacrificing accuracy with the Ranger 4000.

Application Modes


- **Weighing**—Determine the weight of items in the selected unit of measure.
- **Percent Weighing**—Measure the weight of a sample displayed as a percentage of a pre-established Reference Weight.
- **Parts Counting**—Count samples of uniform weight.
- **Check Weighing/Percent/Counting**—Compare the weight/percent/count of a sample against target limits. Choose from Checkweight, Checkpercent or Checkcount
- **Accumulation**—Totalization of weight, count or percent. Calculates total accumulated weight, count or percent of separate items.
- **Dynamic Weighing**—Weigh an unstable load. Scale takes an average of weights over a time period.
- **Display Hold**—Manually or automatically holds the last stable weight on the balance display. Activated by setting time interval of Dynamic Weighing to zero.



Standard Connectivity with Flexible Options


Standard RS232 with optional Ethernet, second RS232 and USB offers additional data transfer capabilities and allows connection to multiple peripherals.

Connect a large, high capacity platform through the 2nd platform option, utilizing the precision and advanced features of Ranger 4000 for high capacity weighing.



Internal Power Supply and Rechargeable Battery

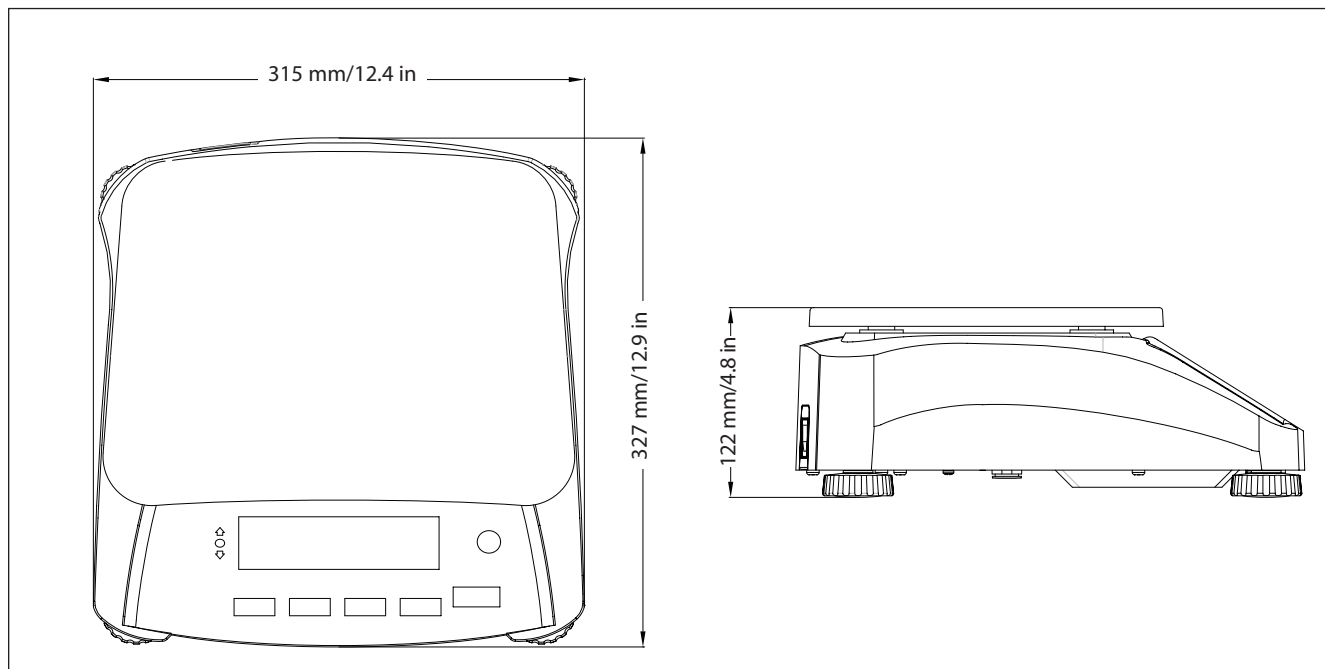
Say goodbye to being restricted to working only near power outlets! Ranger 4000 is equipped with a rechargeable lead acid battery that can provide power for more than 100 hours! It can also be powered through the easy connect power cord that takes up minimal space and automatically adapts to different power line voltages and frequencies, eliminating disruptions in workflow due to power outages and short-ages.



Metrology

The Ranger 4000 meets the Class III requirements of OIML R76, NIST Handbook 44 and Canada Weights and Measures Regulations.

Outline Dimensions



RANGER® 4000 *Compact Bench Scale*

Models	R41ME3	R41ME6	R41ME15	R41ME30
Capacity (max) × Readability (d)	3 × 0.0001 kg 3,000 × 0.1 g 6 × 0.0002 lb 96 × 0.005 oz	6 × 0.0002 kg 6,000 × 0.2 g 15 × 0.0005 lb 240 × 0.01 oz	15 × 0.0005 kg 15,000 × 0.5 g 30 × 0.001 lb 480 × 0.02 oz	30 × 0.001 kg 30,000 × 1 g 60 × 0.002 lb 960 × 0.05 oz
Certified Capacity × Readability	3 × 0.001 kg 3,000 × 1 g 6 × 0.002 lb 96 × 0.05 oz	6 × 0.002 kg 6,000 × 2 g 15 × 0.005 lb 240 × 0.1 oz	15 × 0.005 kg 15,000 × 5g 30 × 0.01 lb 480 × 0.2 oz	30 × 0.01 kg 30,000 × 10 g 60 × 0.02 lb 960 × 0.5 oz
Maximum Displayed Resolution	1:30,000			
Certified/Approved Resolution	1:3,000			
Construction	Stainless steel platform, Die cast aluminum housing			
Weighing Units	kg, g, lb, oz, lb:oz			
Application Modes	Weighing, Percent Weighing, Parts Counting, Checkweighing, Checkcounting, Checkpercent, Accumulation, Dynamic Weighing/Display Hold			
Display	1.5-inch / 40mm high White LED display, 6-digit, 7-segment			
Checkweighing Indicators	3 LED (yellow, green, red) with configurable operation and alert beeper			
Keyboard	5 mechanical keys			
Zero Range	4% or 20% of full scale capacity			
Tare Range	Full capacity by subtraction			
Stabilization Time	1 second			
Auto-Zero Tracking	Off, 0.5, 1 or 3 divisions			
Safe Overload Capacity	150% of capacity			
Power	100-240 VAC / 50-60 Hz internal universal power supply, internal rechargeable lead acid battery			
Battery Life	100 hours continuous use with 12 hour recharge time			
Calibration	External, with user-selectable calibration weight			
Interface	Built-in RS232, optional 2 nd platform, 2 nd RS232, USB, Ethernet			
Operating Temperature Range	14°F to 104°F / -10°C to 40°C			
Platform Size (W × L)	11.8 × 8.9 in / 300 mm × 225 mm			
Scale Dimensions (W × L × H)	12.4 × 12.9 × 4.8 in / 315 × 327 × 122 mm			
Shipping Dimensions (W × L × H)	15.6 × 17.6 × 7.7 in / 397 × 447 × 195 mm			
Net Weight	13 lb / 5.9 kg			
Shipping Weight	15.9 lb / 7.2 kg			

Other Standard Features and Equipment

Stainless steel platform, integral weigh-below hook, sealed front panel, menu lock switch, up front level indicator, adjustable leveling feet, selectable environmental and auto-print settings, stability indicator, overload and underload indicators, low battery indicator, auto shut-off, auto tare

Compliance

- **Metrology:** OIML R76 (R76/2006-NL1-15.21); NTEP (CC 13-022); Measurement Canada (AM-5907C)
- **Product Safety:** IEC/EN 60950-1; CAN/CSA C22.2 60950-1; UL 60950-1
- **Electromagnetic Compatibility:** IEC/EN 61326-1 Class B, Basic environments; FCC Part 15 Class B; Industry Canada ICES-003 Class B
- **Other:** WEEE/ROHS

Accessories

2 nd Platform, Kit	30037446
Ethernet, Kit	30037447
Second RS232 Kit	30037448
USB Kit	30037449
In Use Cover	30240697
SF40A Impact Printer with Cable	30064203

* ISO 9001:2008 Registered
Quality Management
System

74842_B 20190514 © Copyright OHAUS Corporation

