

PROBES FOR Si-RM350 / Si-RM450 MANIFOLDS

Quick Start Guide

- EN
- FR
- ES
- IT
- DE
- PT
- NL
- ZH



Register your product online to confirm your warranty and benefit from the full Sauermann range.

English Quick Start Guide

These operating instructions describe how to use and connect the Si-RT2, Si-RT5, Si-RT7, Si-TH4, Si-RP4 and Si-RV4 probes properly. Please refer to the operating instructions available at sauermanngroup.com for safe use of the manifolds and detailed information. Do not give these devices to a child.

1. Insert batteries on Si-RT7, Si-TH4, Si-RP4 and Si-RV4 wireless probes

Type of batteries: 3x LR03 AAA 1.5 V alkaline batteries

Example with a Si-RP4 or Si-RV4 probe:



For Si-TH4 and Si-RT7 probes, there is no batteries holder. Simply put batteries respecting the polarity.

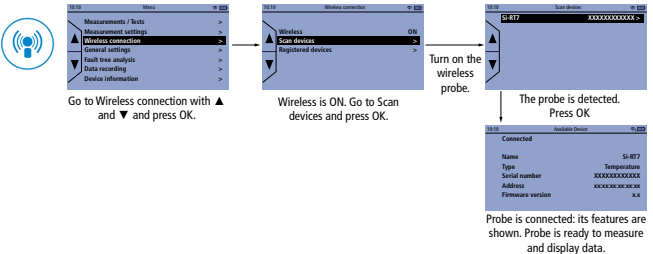
2. Wireless probe On/Off button

ON: Briefly press the button. LED turns on.

OFF: Press and hold the button for 3 seconds. The LED flashes 3 times and goes off.

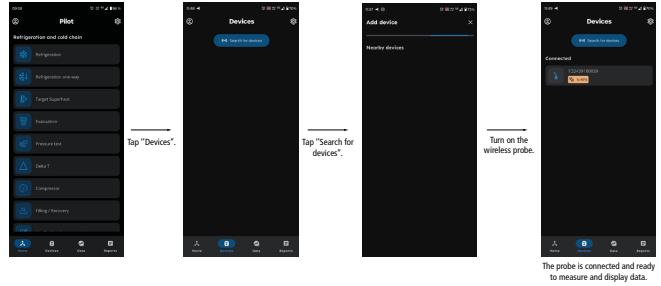
3. Connect a wireless probe to a manifold

Before using a probe for the 1st time, this probe must be paired with the manifold (except for the Si-RP4 probes which can only communicate with the Sauermann Pilot app).



4. Use a wireless probe with a smartphone

It's possible to connect a probe to a smartphone using the Sauermann Pilot app.



5. Wired probe connections





Register your product online to confirm your warranty and benefit from the full Sauermann range.


Enregistrez votre produit en ligne pour confirmer votre garantie et bénéficier de l'ensemble de la gamme Sauermann.

Registre su producto online para confirmar su garantía y beneficiarse de toda la gama Sauermann.

Registra il tuo prodotto online per confermare la garanzia e beneficiare del supporto sull'intera gamma Sauermann.

Registrieren Sie Ihr Produkt online, um Ihre Garantie zu bestätigen und das gesamte Sauermann-Sortiment zu nutzen.

在线注册您的产品，确认保修并享受索尔曼的全套服务。



Make the most of your device's capabilities by downloading the app.



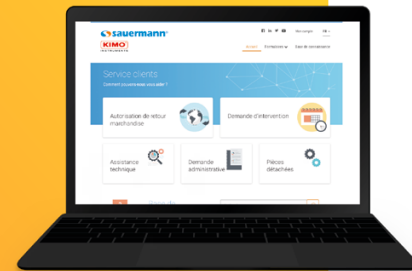
Access all documentation about the device.



Customer service portal / Portail service clients Portal de servicio al cliente / Portale servizio clienti / Kundendienst-Portal

Use our Customer service portal to contact us
Utilisez notre Portail service clients pour nous contacter
Contacte con nosotros a través del Portal de servicio al cliente
Utilizzate il nostro Portale servizio clienti per contattarci
Nutzen Sie unser Kundendienstportal, um mit uns Kontakt aufzunehmen

<https://sauermann-en.custhelp.com>



QSG – RP4-RV4-Si-RT2-Si-RT5-Si-RT7-Si-TH4 – 22/09/2025 – Non-contractual document – We reserve the right to modify the characteristics of our products without prior notice



FR

Cet appareil, ses accessoires et piles se recyclent

À DÉPOSER EN MAGASIN



À DÉPOSER EN DÉCHÈTERIE



OU

Points de collecte sur www.quefairedemesdechets.fr
Privilégiez la réparation ou le don de votre appareil !



1.888.610.7664

 www.calcercert.com

sales@calcercert.com