

Brass Case, Liquid Filled



300 SERIES

- High quality, heavy-duty liquid filled gauge
- Vacuum and compound ranges through 0 psi to 15,000 psi
- 2-1/2" and 4" gauge sizes
- Die cast Brass case with natural Brass finish
- Copper alloy or 316 Stainless Steel and Brass wetted parts

OPERATING SPECIFICATIONS

1. Working Pressure Limitations

a. Dynamic Pressure

The working pressure should be limited to 60% of the dial range.

b. Static Pressure

The working pressure, where no sharp fluctuations occur, should be limited to 90% of the dial range.

APPLICATIONS

- Automotive
- Construction
- Hydraulics & pneumatics
- Mining
- Stamping & forming presses
- Transportation

	SERIES	SPECIFICATIONS
Pressure ranges	300 Series (all)	Vacuum and compound ranges through 0 psi to 15,000 psi
Accuracy	25-300, 25-310	±1.6% full scale
	40-300, 40-310	± 1% full scale
Temperature ranges*	300 Series (all)	Media -4 °F to 140 °F (-20 °C to 60 °C) Ambient 0 °F to 160 °F (-18 °C to 71 °C) Optional temperature ratings available from -40 °F to 212 °F (-40 °C to 100 °C)
Measuring element	25-300, 25-310 (≤ 600 psi)	Copper alloy "C" tube
	25-300, 25-310 (800 psi to 6,000 psi)	Copper alloy coiled safety tube
	25-300, 25-310 (7,500 psi to 15,000 psi)	316 Stainless Steel coiled safety tube
	40-300, 40-310 (≤ 1,000 psi)	Copper alloy "C" tube
	40-300, 40-310 (15,000 psi)	316 Stainless Steel coiled safety tube
Connection	25-300, 25-310	1/4" NPT die-cast Brass with the case. 7/16" – 20 SAE adjustable type straight thread with FKM O-ring is also available as a stock option on many ranges (-4 SAE).
	40-300, 40-310	1/4" NPT die-cast Brass with the case. 1/2" NPT is available on certain 40-300 ranges as a stock option, and on all other 40-300 and 40-310's as a non-stock option.
Case	300 Series (all)	Die cast Brass (natural Brass finish) with safety relief plug
Cover ring	300 Series (all)	Polished Brass
Lens	300 Series (all)	Acrylic with o-ring seal
Pointer	300 Series (all)	Balanced Aluminum, black finish
Dial	300 Series (all)	Aluminum, white background with black scale. UV resistant.
Movement	300 Series (all)	Brass and Nickel-silver with highly polished bearing surfaces
Fill liquid**	300 Series (all)	Glycerin

* For every 18 °F (10 °C) shift in temperature from which the gauge is calibrated, the user can experience up to ±0.4% additional error.

**See page 51 for gauge fill options.

For details on accuracy/standard dial configuration and dial layouts, see pages 56-61.



WARNING: This product can expose you to chemicals including Lead, which is known to the State of California to cause cancer and birth defects or other reproductive harm. For more information go to www.P65Warnings.ca.gov



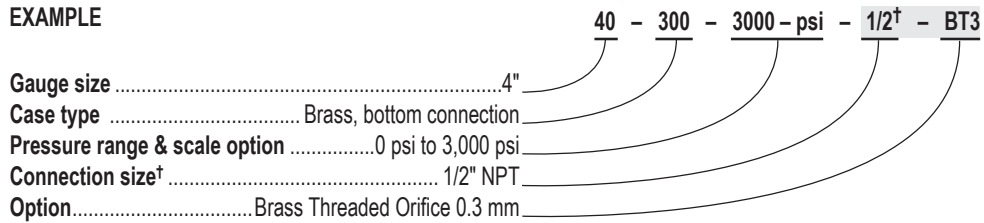
ORDERING INFORMATION						
GAUGE SIZES	25 2-1/2"	40 4"				
CASE TYPES	300 Brass, bottom connection	310 Brass, back connection				
PRESSURE RANGES	30vac -30 inHg to 0 psi	30/300 -30 inHg to 0 to 300 psi	300 0 psi to 300 psi	3000 0 psi to 3,000 psi		
	30/15 -30 inHg to 0 to 15 psi	15 0 psi to 15 psi	400 0 psi to 400 psi	5000 0 psi to 5,000 psi		
	30/30 -30 inHg to 0 to 30 psi	30 0 psi to 30 psi	600 0 psi to 600 psi	6000 0 psi to 6,000 psi		
	30/60 -30 inHg to 0 to 60 psi	60 0 psi to 60 psi	800 0 psi to 800 psi	7500 0 psi to 7,500 psi		
	30/100 -30 inHg to 0 to 100 psi	100 0 psi to 100 psi	1000 0 psi to 1,000 psi	10000 0 psi to 10,000 psi		
	30/160 -30 inHg to 0 to 160 psi	160 0 psi to 160 psi	1500 0 psi to 1,500 psi	15000 0 psi to 15,000 psi		
	30/200 -30 inHg to 0 to 200 psi	200 0 psi to 200 psi	2000 0 psi to 2,000 psi			
SCALE OPTIONS	psi psi single scale	psi/kPa psi/kPa dual scale	psi/kg/cm² psi/kg/cm ² dual scale	psi/bar psi/bar dual scale		
CONNECTION SIZES	1/4 1/4" NPT	1/2 1/2" NPT	SST SAE J1926-3:7/16-20 Adjustable			
OPTIONS	CFF Chrome Front Flange	RF Rear Flange	GLO Glass Lens Overlay	BT3 Brass Threaded Orifice 0.3 mm		
	CFFN Chrome Front Flange w/o holes	CCR Chrome Cover Ring	SGO Safety Glass Overlay	BT4 Brass Threaded Orifice 0.4 mm		
	BFF Brass Front Flange	CBU Chrome Bezel & U-Clamp	AR Adapter Ring	BT8 Brass Threaded Orifice 0.8 mm		
	BLFF Black Front Flange	MIP Maximum Indicating Pointer*	LM Laser Marking	RCP Rubber Case Protector		
	SSRF 304SS Rear Flange	LL Polycarbonate Lens	ST Stainless Steel Tagging			

Please consult your local NOSHOK Distributor or NOSHOK, Inc. for availability and delivery information.

NOTES: Refer to 300 Series Options & Accessories chart on page 51 for availability by part number.
Cleaning for Oxygen Service (O2) is available only for dry or HL filled gauges

* GY40 fill is standard for liquid filled gauges

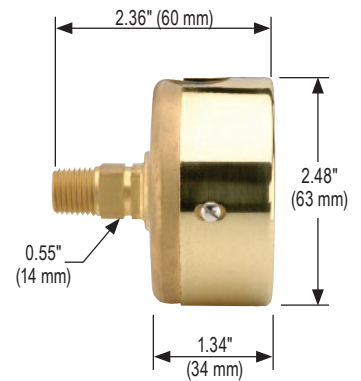


EXAMPLE



[†] Only include in part number if non-standard connection size is ordered.

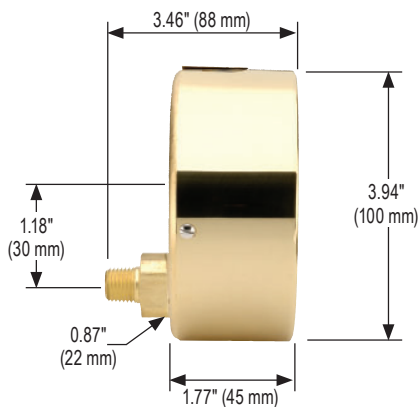
NOTES: See standard connection sizes chart on page 49.
 Shaded portions of this part number example are not required unless a non-standard connection size or an option is needed.

25-300
40-300
25-310

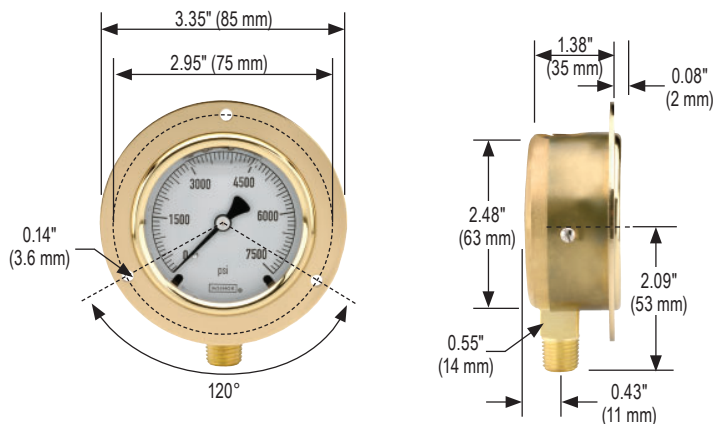


Dimensions

40-310

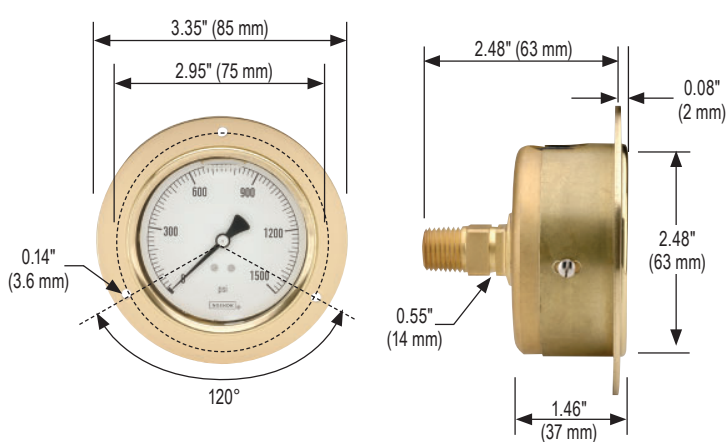
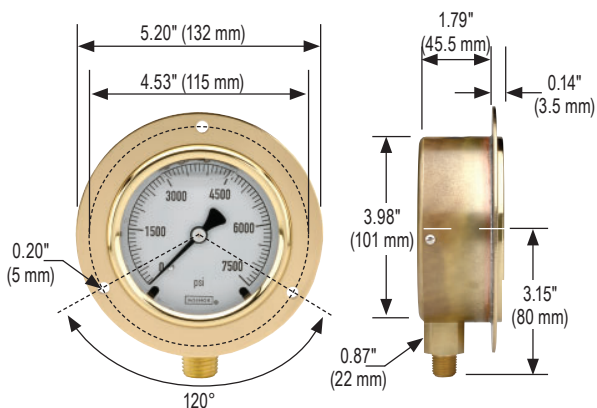


25-300 Front Flange




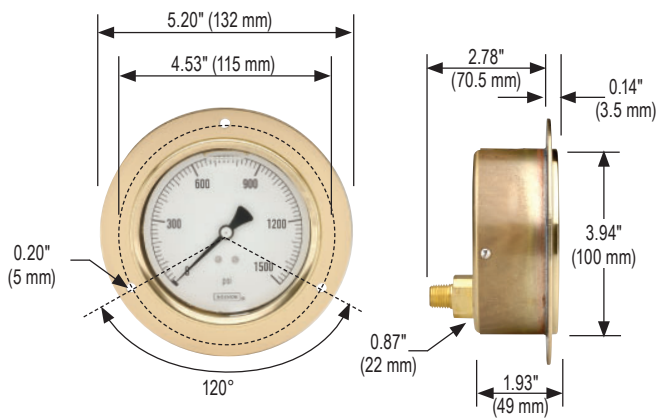
40-300 Front Flange

25-310 Front Flange

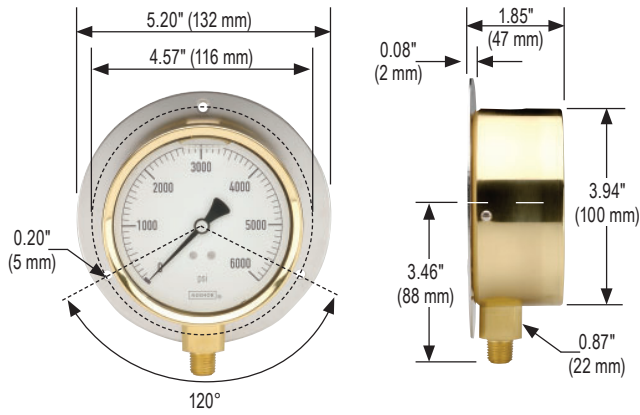


40-310 Front Flange

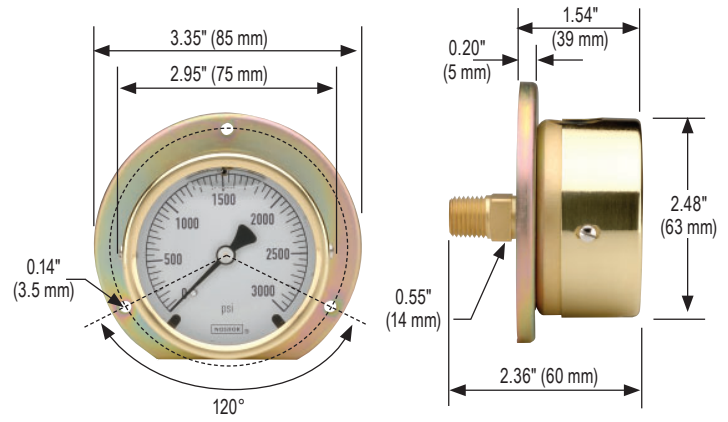
25-300 Rear Flange



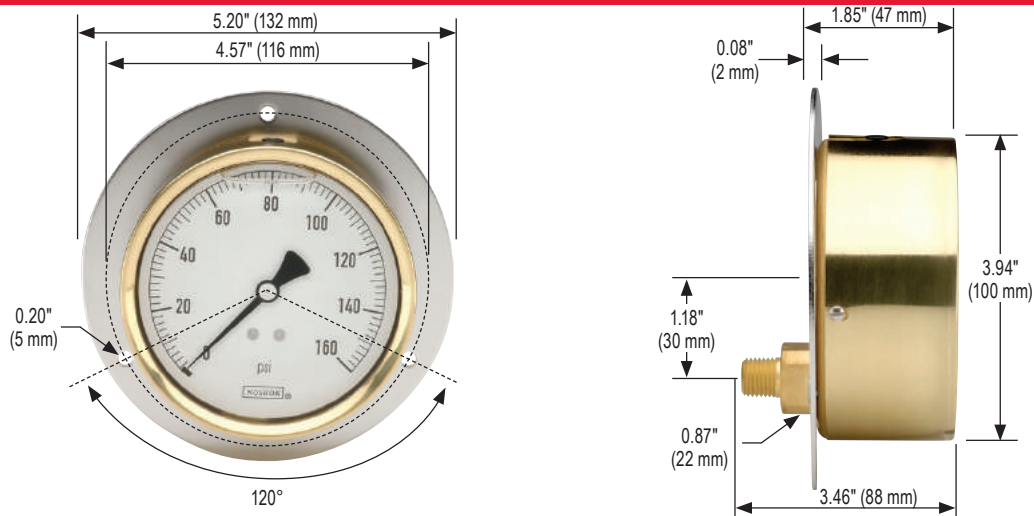
40-300 Rear Flange



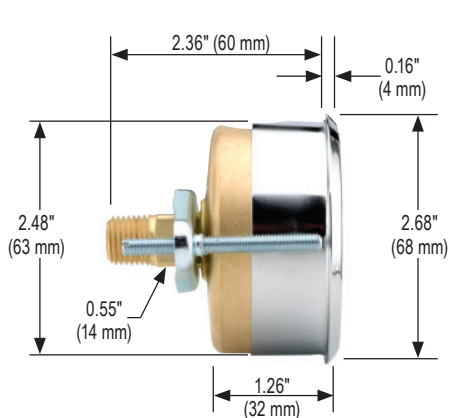
25-310 Rear Flange



40-310 Rear Flange



25-310 Chrome Triangular Bezel with U-Clamp



40-310 Chrome Triangular Bezel with U-Clamp

