

# DATA LOGGERS

## SINGLE- AND TWO- CHANNEL AC CURRENT



### MODELS L411 & L412

Designed for accurate, long-term AC current monitoring in electrical systems



DataView®  
DataViewSync™

### FEATURES

- **Flexible:** accommodates tight spaces and large conductors with integrated MiniFlex® sensor (*Model L411*)
- **Versatile:** supports a wide range of current probes for multiple applications (*Model L412*)
- **Efficient:** captures single or dual-channel measurements simultaneously (*Model L412*)
- **Accurate:** True RMS measurement ensures reliable readings on complex loads
- **Informative:** real-time and maximum values displayed on backlit LCD, **1 s trends** available through control panel software
- **Convenient:** Wi-Fi and USB connectivity for easy setup, control, and data retrieval
- **Long-lasting:** continuous USB power eliminates battery life limitations for uninterrupted long-term monitoring
- **Flexible operation:** start and stop recordings from the instrument display, control panel, or remote user interface on a mobile device
- **Adaptable:** adjustable aggregation intervals for detailed or long-duration monitoring
- **Reliable:** stores up to 200 recording sessions with onboard memory

MODELS	L411	L412
<b>ELECTRICAL</b>		
Measurement Type	AC Current	
Channels	1	2
Measurement Range	(0.4 to 3600) A	10 mA to 25,000 A*
Sensor Type	Integrated MiniFlex®	Compatible Current Probes and Sensors
Frequency Range	(45 to 65) Hz	
Accuracy	± (1% R + 5 cts typical)	± (1% R + sensor dependent)
Resolution	Up to 10 mA	Sensor dependent
<b>GENERAL</b>		
Power Supply	(3) AA batteries or USB	
Battery Life	Up to 3 days	
<b>RECORDING</b>		
Normal Mode	3 days	
Extended Mode	Up to 10 weeks (15 min aggregation period)	
<b>DATA STORAGE &amp; REPORTING</b>		
Recording Sessions	Up to 200	
Storage	8 GB micro SD ( <i>internal</i> )	
Aggregation Intervals	(1 to 60) min, 1 s trends	
Data Interface	USB, Wi-Fi and Web server	
Software	DataView® and DataViewSync™	
<b>MECHANICAL &amp; ENVIRONMENTAL</b>		
Mounting	Magnetic	
IP Rating	IP 54	
CAT Rating	600 V CAT IV, 1000 V CAT III	

Consult factory for NIST Calibration prices.

\* Range depends on selected sensor

### APPLICATIONS

- Load profiling and demand analysis
- Energy audits
- Preventive maintenance
- Troubleshooting intermittent current issues

### PRODUCT INCLUDES

#### MODEL L411


Includes attached MiniFlex® sensor, USB to micro USB cable, US wall plug to USB adapter, (3) AA alkaline batteries, quick start guide, USB drive with DataView® software and user manual.

#### MODEL L412

Includes USB to micro USB cable, US wall plug to USB adapter, (3) AA alkaline batteries, quick start guide, USB drive with DataView® software and user manual.

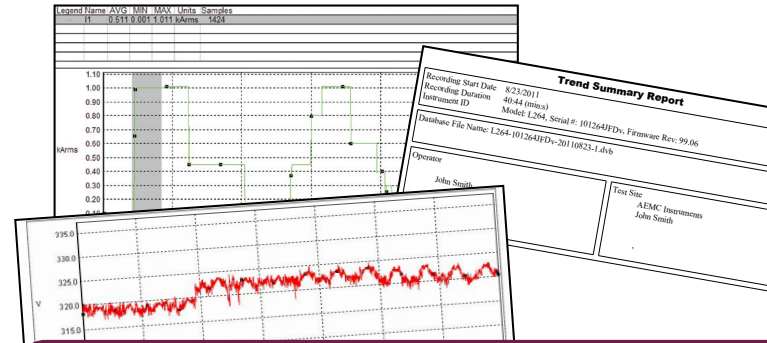
CAT. #	DESCRIPTION
2153.52	Data Logger Model L411 (1-CH, TRMS, w/LCD, 3000 A <sub>ac</sub> , DataView® software)
2153.53	Data Logger Model L412 (2-CH, TRMS, w/LCD, Current, DataView® software)

## DataView® Data Analysis and Reporting Software



DataView® software, user manual and quick start guide are included in the USB Drive

- Display and analyze real-time data on your PC
- Configure all data logger functions and parameters from your PC including sample rate, communication, recording length, channel configuration and more
- Create and store a library of configurations that can be uploaded to the logger as needed
- Pan and zoom through sections of the graph to analyze the data
- Display trend graphs and text summaries
- Print reports using standard or custom templates
- Free software upgrades are available

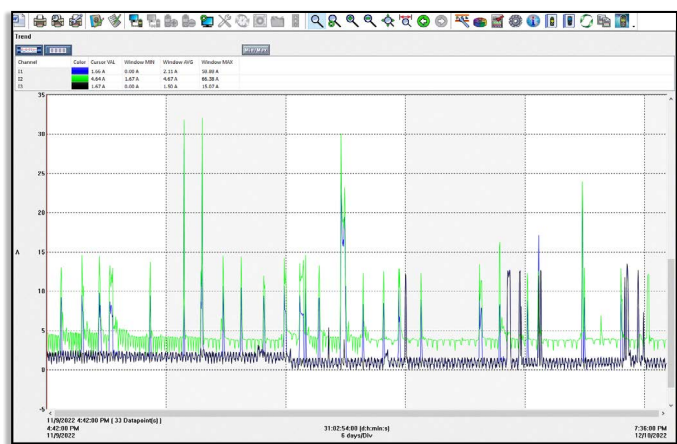


Reports can be displayed on a PC and printed. Each report includes all test results in a tabular and graphic format, as well as operator and test site information. Comments typed by the operator will also be included.

Configuring the data logger's general communication, recording, and instrument options is simple with the DataView® control panel software.

The top left image represents the communication configuration tab with Wi-Fi enabled. The recording tab provides sample and storage rate selections, recording length and schedule, session type, and the extended recording mode option.

Create, view, edit and store reports from the instrument's recorded data with the included DataView® software.



One month split-phase trend monitoring.