

DATA LOGGERS

8 to 16 Channel Logger

Models DL-1080 & DL-1081

Versatile, powerful and cost effective data loggers handling analog, digital and other types of variables with high resolution and speed

NEW!

SPECIFICATIONS

MODELS	DL-1080 & DL-1081			
ELECTRICAL				
Input Type	Measuring Range:	Accuracy:		
J	-184° to 1832°F (-120 to 1000°C)	± 0.2% (F.R.) ± 1°C		
K	-202° to 2501.6°F (-130 to 1372°C)			
T	-202° to 752°F (-130 to 400°C)			
E	-202° to 1436°F (-130 a 780°C)			
N	-202° to 2372°F (-130 to 1300°C)			
R	68° to 3214.4°F (20 to 1768°C)	± 0.2% (F.R.) ± 3°C		
S	68° to 3214.4°F (20 to 1768°C)			
B	212° to 3308°F (100 to 1820°C)			
Pt100	-328° to 1562°F (-200 to 850°C)	± 0.15% (F.R.)		
Pt1000	-328° to 1562°F (-200 to 850°C)			
Linear 0 to 20mA	User Programmable	± 0.15% (F.R.)*		
Linear 4 to 20mA				
Linear 0 to 20mV				
Linear 0 to 50mV				
Linear 0 to 60mV				
Linear -20 to 20mV				
Linear 0 to 5V				
Linear 0 to 10V				
Digital Inputs			Logic level "0": from 0 to 0.8Vdc Logic level "1": from 3 to 30Vdc	
Internal Memory			2MB	
Excitation Current	Pt100s: 360µA; ; Pt1000s: 320µA			
Maximum Pt100/Pt1000 Compensated Cable Resistance	40Ω			
Maximum Input Voltage	30Vdc			
Input Current @ 30Vdc (typical)	3mA			
Digital Outputs	Maximum output voltage: 30Vdc Maximum output current: 200mA Maximum relay current: 3A @ 250Vac; 3A @ 30Vdc			
Storage Rate	from 1ms to 24 hours			
Maximum Channel Logged	100			
Supported Modbus Commands	Read Coil Status (01h) Read Holding Registers (03h) Write Single Coil (05h) Write Single Register (06h) Write Multiple Registers (0Fh)			
Power Supply	100 to 240Vac, 50/60Hz. 20VA (max)			
ENVIRONMENTAL				
Operating Temperature	32° to 122°F (0 to 50°C)			
Relative Humidity	80% up to 85°F (30°C) For temperatures higher than 85°F (30°C), decrease 3% per °C			
Altitude	< 2000m			
Protection	IP20			

F.R. = Full Range = Span

*The full scale refers to the input of the sensor signal and not the range of configured indication.



Inputs rated CAT II



FEATURES

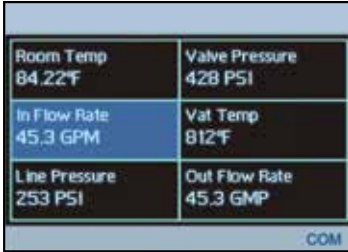
- 8 universal analog input channels
- 8 digital I/Os (individually configured as inputs or outputs)
- 2 relay outputs (NO, NC and common)
- RS485 interface (Modbus master or slave)
- 24Vdc output to power up to eight 4 to 20mA transmitters
- Ethernet interface for LAN and internet use
- USB-device interface for configuring, monitoring and download
- USB-host interface for logged data retrieval through a USB flash drive
- Up to 32 configurable alarms
- Up to 128 virtual channels
- Detachable display (optional)
- Up to 100 channels can be logged at a configurable rate
- Data downloading through the configuration software or through the freely distributed download DLL
- 4 input channel types: analog, digital, remoted and virtual
- 16GB SD card interface



Model DL-1081

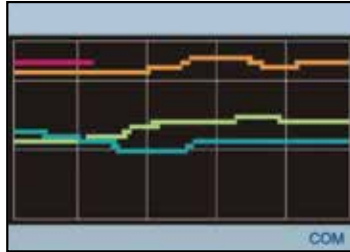
Color Functional Displays

"FAVORITES" Screen



Shows a six-position grid where you can assign a channel to be displayed real-time in each position.

"CHART" Screen

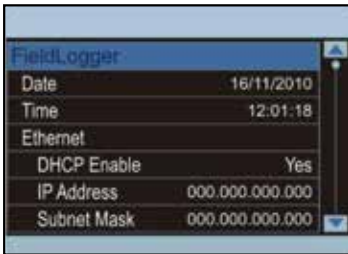


Displays a plot of the favorite channels values.

Software Screens



"CONFIGURATION" Screen



Data logger and display parameters can be changed and viewed on this screen.

"ALARMS" Screen



A 32-position grid where each numbered position is related to its equivalent alarm or event. When an alarm is active, its number will be displayed in red on this screen.



▶ PRODUCT INCLUDES

- ▶ DL-1080 & DL-1081 software
- User manual and drivers also available on USB stick

CATALOG NO.	DESCRIPTION
2134.61	Data Logger Model DL-1080 (8 Analog to 8 Digital Channel, no LCD)
2134.62	Data Logger Model DL-1081 (8 Analog to 8 Digital Channel, LCD)

